

Breadth First Search, Dijkstra's Algorithm for Shortest Paths

Lecture 3

January 24, 2013

Part I

Breadth First Search

Breadth First Search (BFS)


Overview

- (A) **BFS** is obtained from **BasicSearch** by processing edges using a data structure called a **queue**.
- (B) It processes the vertices in the graph in the order of their shortest distance from the vertex **s** (the start vertex).

As such...

- ① **DFS** good for exploring graph structure
- ② **BFS** good for exploring *distances*

xkcd take on DFS



I REALLY NEED TO STOP USING DEPTH-FIRST SEARCHES.

Queue Data Structure

Queues

A **queue** is a list of elements which supports the operations:

- 1 **enqueue**: Adds an element to the end of the list
- 2 **dequeue**: Removes an element from the front of the list

Elements are extracted in **first-in first-out (FIFO)** order, i.e., elements are picked in the order in which they were inserted.

BFS Algorithm

Given (undirected or directed) graph $G = (V, E)$ and node $s \in V$

BFS(s)

Mark all vertices as unvisited

Initialize search tree T to be empty

Mark vertex s as visited

set Q to be the empty queue

enq(s)

while Q is nonempty **do**

$u = \text{deq}(Q)$

for each vertex $v \in \text{Adj}(u)$

if v is not visited **then**

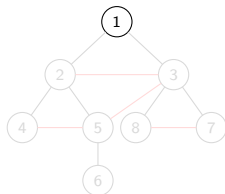
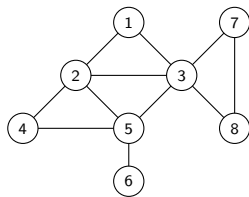
 add edge (u, v) to T

 Mark v as visited and **enq**(v)

Proposition

BFS(s) runs in $O(n + m)$ time.

BFS: An Example in Undirected Graphs



1. [1]

2. [2,3]

3. [3,4,5]

4. [4,5,7,8]

5. [5,7,8]

6. [7,8,6]

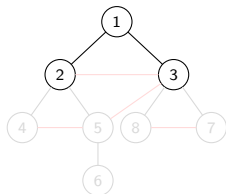
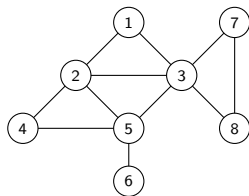
7. [8,6]

8. [6]

9. []

BFS tree is the set of black edges.

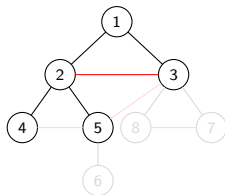
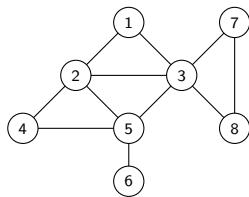
BFS: An Example in Undirected Graphs



- | | | | | | |
|----|---------|----|-----------|----|-------|
| 1. | [1] | 4. | [4,5,7,8] | 7. | [8,6] |
| 2. | [2,3] | 5. | [5,7,8] | 8. | [6] |
| 3. | [3,4,5] | 6. | [7,8,6] | 9. | [] |

BFS tree is the set of black edges.

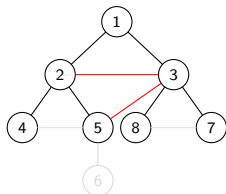
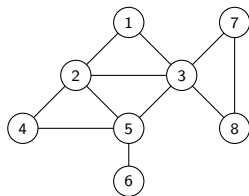
BFS: An Example in Undirected Graphs



- | | | | | | |
|----|---------|----|-----------|----|-------|
| 1. | [1] | 4. | [4,5,7,8] | 7. | [8,6] |
| 2. | [2,3] | 5. | [5,7,8] | 8. | [6] |
| 3. | [3,4,5] | 6. | [7,8,6] | 9. | [] |

BFS tree is the set of black edges.

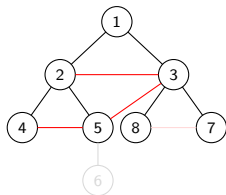
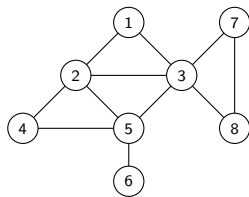
BFS: An Example in Undirected Graphs



- | | | | | | |
|----|---------|----|-----------|----|-------|
| 1. | [1] | 4. | [4,5,7,8] | 7. | [8,6] |
| 2. | [2,3] | 5. | [5,7,8] | 8. | [6] |
| 3. | [3,4,5] | 6. | [7,8,6] | 9. | [] |

BFS tree is the set of black edges.

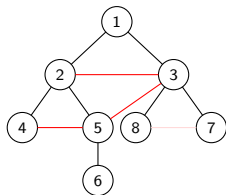
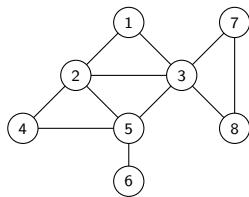
BFS: An Example in Undirected Graphs



- | | | | | | |
|----|---------|----|-----------|----|-------|
| 1. | [1] | 4. | [4,5,7,8] | 7. | [8,6] |
| 2. | [2,3] | 5. | [5,7,8] | 8. | [6] |
| 3. | [3,4,5] | 6. | [7,8,6] | 9. | [] |

BFS tree is the set of black edges.

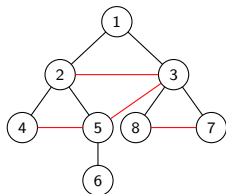
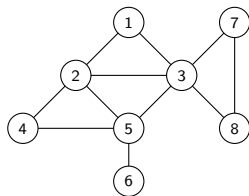
BFS: An Example in Undirected Graphs



- | | | | | | |
|----|---------|----|-----------|----|-------|
| 1. | [1] | 4. | [4,5,7,8] | 7. | [8,6] |
| 2. | [2,3] | 5. | [5,7,8] | 8. | [6] |
| 3. | [3,4,5] | 6. | [7,8,6] | 9. | [] |

BFS tree is the set of black edges.

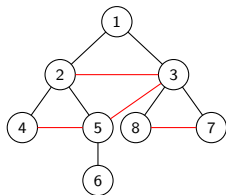
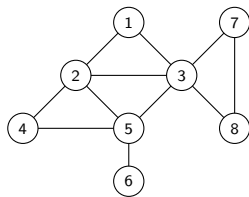
BFS: An Example in Undirected Graphs



- | | | | | | |
|----|---------|----|-----------|----|-------|
| 1. | [1] | 4. | [4,5,7,8] | 7. | [8,6] |
| 2. | [2,3] | 5. | [5,7,8] | 8. | [6] |
| 3. | [3,4,5] | 6. | [7,8,6] | 9. | [] |

BFS tree is the set of black edges.

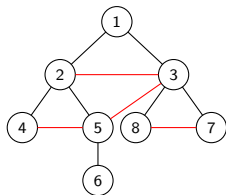
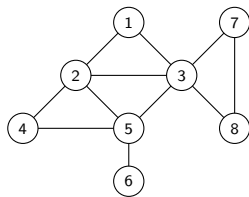
BFS: An Example in Undirected Graphs



- | | | | | | |
|----|---------|----|-----------|----|-------|
| 1. | [1] | 4. | [4,5,7,8] | 7. | [8,6] |
| 2. | [2,3] | 5. | [5,7,8] | 8. | [6] |
| 3. | [3,4,5] | 6. | [7,8,6] | 9. | [] |

BFS tree is the set of black edges.

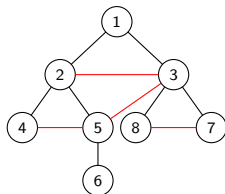
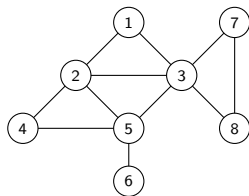
BFS: An Example in Undirected Graphs



- | | | | | | |
|----|---------|----|-----------|----|-------|
| 1. | [1] | 4. | [4,5,7,8] | 7. | [8,6] |
| 2. | [2,3] | 5. | [5,7,8] | 8. | [6] |
| 3. | [3,4,5] | 6. | [7,8,6] | 9. | [] |

BFS tree is the set of black edges.

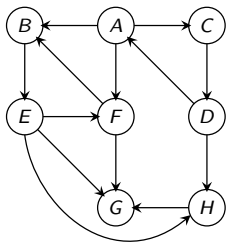
BFS: An Example in Undirected Graphs



- | | | | | | |
|----|---------|----|-----------|----|-------|
| 1. | [1] | 4. | [4,5,7,8] | 7. | [8,6] |
| 2. | [2,3] | 5. | [5,7,8] | 8. | [6] |
| 3. | [3,4,5] | 6. | [7,8,6] | 9. | [] |

BFS tree is the set of black edges.

BFS: An Example in Directed Graphs



BFS with Distance

BFS(s)

Mark all vertices as unvisited and for each v set $\text{dist}(v) = \infty$

Initialize search tree T to be empty

Mark vertex s as visited and set $\text{dist}(s) = 0$

set Q to be the empty queue

$\text{enq}(s)$

while Q is nonempty do

$u = \text{deq}(Q)$

 for each vertex $v \in \text{Adj}(u)$ do

 if v is not visited do

 add edge (u, v) to T

 Mark v as visited, $\text{enq}(v)$

 and set $\text{dist}(v) = \text{dist}(u) + 1$

Properties of BFS: Undirected Graphs

Proposition

*The following properties hold upon termination of **BFS**(**s**)*

- (A) *The search tree contains exactly the set of vertices in the connected component of **s**.*
- (B) *If $\text{dist}(\mathbf{u}) < \text{dist}(\mathbf{v})$ then **u** is visited before **v**.*
- (C) *For every vertex **u**, $\text{dist}(\mathbf{u})$ is indeed the length of shortest path from **s** to **u**.*
- (D) *If **u, v** are in connected component of **s** and $\mathbf{e} = \{\mathbf{u}, \mathbf{v}\}$ is an edge of **G**, then either **e** is an edge in the search tree, or $|\text{dist}(\mathbf{u}) - \text{dist}(\mathbf{v})| \leq 1$.*

Proof.

Exercise. □

Properties of BFS: Directed Graphs

Proposition

The following properties hold upon termination of **BFS**(**s**):

- (A) The search tree contains exactly the set of vertices reachable from **s**
- (B) If $\text{dist}(\mathbf{u}) < \text{dist}(\mathbf{v})$ then **u** is visited before **v**
- (C) For every vertex **u**, $\text{dist}(\mathbf{u})$ is indeed the length of shortest path from **s** to **u**
- (D) If **u** is reachable from **s** and $\mathbf{e} = (\mathbf{u}, \mathbf{v})$ is an edge of **G**, then either **e** is an edge in the search tree, or $\text{dist}(\mathbf{v}) - \text{dist}(\mathbf{u}) \leq 1$.
Not necessarily the case that $\text{dist}(\mathbf{u}) - \text{dist}(\mathbf{v}) \leq 1$.

Proof.

Exercise. □

BFS with Layers

BFSLayers(**s**):

Mark all vertices as unvisited and initialize **T** to be empty

Mark **s** as visited and set $L_0 = \{s\}$

i = 0

while L_i is not empty **do**

 initialize L_{i+1} to be an empty list

for each **u** in L_i **do**

for each edge $(u, v) \in \text{Adj}(u)$ **do**

 if **v** is not visited

 mark **v** as visited

 add (u, v) to tree **T**

 add **v** to L_{i+1}

i = **i** + 1

Running time: $O(n + m)$

BFS with Layers

BFSLayers(s):

Mark all vertices as unvisited and initialize **T** to be empty

Mark **s** as visited and set $L_0 = \{s\}$

i = 0

while L_i is not empty **do**

 initialize L_{i+1} to be an empty list

for each **u** in L_i **do**

for each edge $(u, v) \in \text{Adj}(u)$ **do**

 if **v** is not visited

 mark **v** as visited

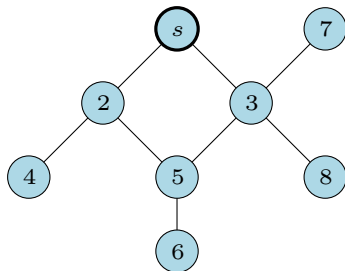
 add (u, v) to tree **T**

 add **v** to L_{i+1}

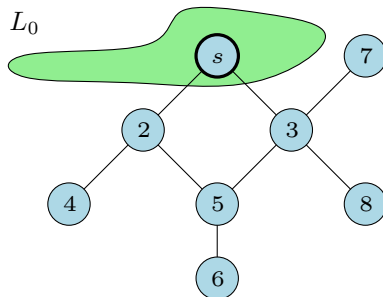
i = i + 1

Running time: $O(n + m)$

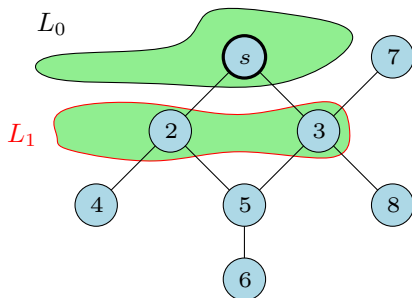
Example



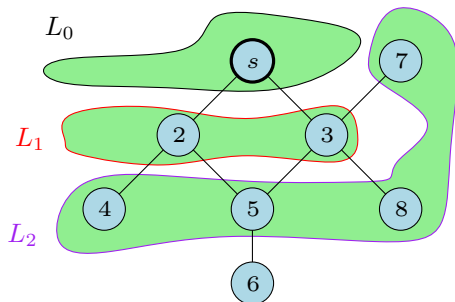
Example



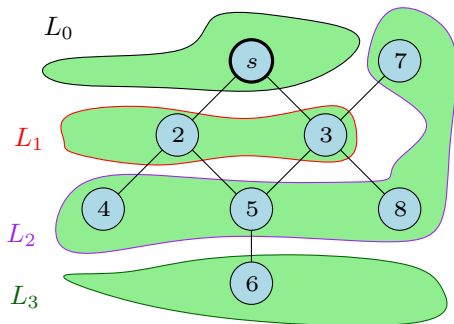
Example



Example



Example



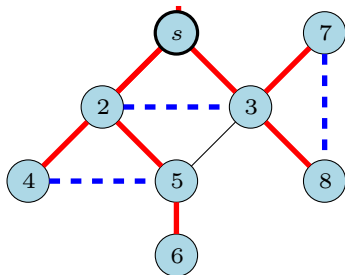
BFS with Layers: Properties

Proposition

The following properties hold on termination of **BFSLayers**(s).

- 1 **BFSLayers**(s) outputs a **BFS** tree
- 2 L_i is the set of vertices at distance exactly i from s
- 3 If G is undirected, each edge $e = \{u, v\}$ is one of three types:
 - 1 **tree** edge between two consecutive layers
 - 2 non-tree **forward/backward** edge between two consecutive layers
 - 3 non-tree **cross-edge** with both u, v in same layer
 - 4 \implies Every edge in the graph is either between two vertices that are either (i) in the same layer, or (ii) in two consecutive layers.

Example



BFS with Layers: Properties

For directed graphs

Proposition

The following properties hold on termination of **BFS**Layers(**s**), if **G** is directed.

For each edge $e = (u, v)$ is one of four types:

- 1 a **tree** edge between consecutive layers, $u \in L_i, v \in L_{i+1}$ for some $i \geq 0$
- 2 a non-tree **forward** edge between consecutive layers
- 3 a non-tree **backward** edge
- 4 a **cross-edge** with both u, v in same layer

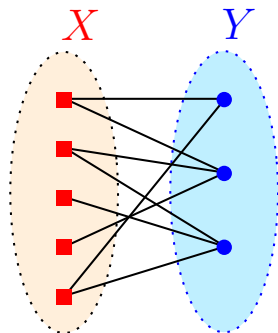
Part II

Bipartite Graphs and an application of BFS

Bipartite Graphs

Definition (Bipartite Graph)

Undirected graph $G = (V, E)$ is a **bipartite graph** if V can be partitioned into X and Y s.t. all edges in E are between X and Y .



Bipartite Graph Characterization

Question

When is a graph bipartite?

Proposition

Every tree is a bipartite graph.

Proof.

Root tree \mathbf{T} at some node \mathbf{r} . Let \mathbf{L}_i be all nodes at level \mathbf{i} , that is, \mathbf{L}_i is all nodes at distance \mathbf{i} from root \mathbf{r} . Now define \mathbf{X} to be all nodes at even levels and \mathbf{Y} to be all nodes at odd level. Only edges in \mathbf{T} are between levels. □

Proposition

An odd length cycle is not bipartite.

Bipartite Graph Characterization

Question

When is a graph bipartite?

Proposition

Every tree is a bipartite graph.

Proof.

Root tree T at some node r . Let L_i be all nodes at level i , that is, L_i is all nodes at distance i from root r . Now define X to be all nodes at even levels and Y to be all nodes at odd level. Only edges in T are between levels. □

Proposition

An odd length cycle is not bipartite.

Bipartite Graph Characterization

Question

When is a graph bipartite?

Proposition

Every tree is a bipartite graph.

Proof.

Root tree \mathbf{T} at some node \mathbf{r} . Let \mathbf{L}_i be all nodes at level \mathbf{i} , that is, \mathbf{L}_i is all nodes at distance \mathbf{i} from root \mathbf{r} . Now define \mathbf{X} to be all nodes at even levels and \mathbf{Y} to be all nodes at odd level. Only edges in \mathbf{T} are between levels. □

Proposition

An odd length cycle is not bipartite.

Bipartite Graph Characterization

Question

When is a graph bipartite?

Proposition

Every tree is a bipartite graph.

Proof.

Root tree \mathbf{T} at some node \mathbf{r} . Let \mathbf{L}_i be all nodes at level \mathbf{i} , that is, \mathbf{L}_i is all nodes at distance \mathbf{i} from root \mathbf{r} . Now define \mathbf{X} to be all nodes at even levels and \mathbf{Y} to be all nodes at odd level. Only edges in \mathbf{T} are between levels. □

Proposition

An odd length cycle is not bipartite.

Odd Cycles are not Bipartite

Proposition

An odd length cycle is not bipartite.

Proof.

Let $C = u_1, u_2, \dots, u_{2k+1}, u_1$ be an odd cycle. Suppose C is a bipartite graph and let X, Y be the partition. Without loss of generality $u_1 \in X$. Implies $u_2 \in Y$. Implies $u_3 \in X$. Inductively, $u_i \in X$ if i is odd $u_i \in Y$ if i is even. But $\{u_1, u_{2k+1}\}$ is an edge and both belong to X ! □

Subgraphs

Definition

Given a graph $G = (V, E)$ a **subgraph** of G is another graph $H = (V', E')$ where $V' \subseteq V$ and $E' \subseteq E$.

Proposition

If G is bipartite then any subgraph H of G is also bipartite.

Proposition

A graph G is not bipartite if G has an odd cycle C as a subgraph.

Proof.

If G is bipartite then since C is a subgraph, C is also bipartite (by above proposition). However, C is not bipartite! □

Subgraphs

Definition

Given a graph $G = (V, E)$ a **subgraph** of G is another graph $H = (V', E')$ where $V' \subseteq V$ and $E' \subseteq E$.

Proposition

If G is bipartite then any subgraph H of G is also bipartite.

Proposition

A graph G is not bipartite if G has an odd cycle C as a subgraph.

Proof.

If G is bipartite then since C is a subgraph, C is also bipartite (by above proposition). However, C is not bipartite! □

Subgraphs

Definition

Given a graph $G = (V, E)$ a **subgraph** of G is another graph $H = (V', E')$ where $V' \subseteq V$ and $E' \subseteq E$.

Proposition

If G is bipartite then any subgraph H of G is also bipartite.

Proposition

A graph G is not bipartite if G has an odd cycle C as a subgraph.

Proof.

If G is bipartite then since C is a subgraph, C is also bipartite (by above proposition). However, C is not bipartite! □

Subgraphs

Definition

Given a graph $G = (V, E)$ a **subgraph** of G is another graph $H = (V', E')$ where $V' \subseteq V$ and $E' \subseteq E$.

Proposition

If G is bipartite then any subgraph H of G is also bipartite.

Proposition

A graph G is not bipartite if G has an odd cycle C as a subgraph.

Proof.

If G is bipartite then since C is a subgraph, C is also bipartite (by above proposition). However, C is not bipartite! □

Bipartite Graph Characterization

Theorem

A graph G is bipartite if and only if it has no odd length cycle as subgraph.

Proof.

Only If: G has an odd cycle implies G is not bipartite.

If: G has no odd length cycle. Assume without loss of generality that G is connected.

- 1 Pick u arbitrarily and do **BFS**(u)
- 2 $X = \cup_{i \text{ is even}} L_i$ and $Y = \cup_{i \text{ is odd}} L_i$
- 3 **Claim:** X and Y is a valid partition if G has no odd length cycle.



Bipartite Graph Characterization

Theorem

A graph G is bipartite if and only if it has no odd length cycle as subgraph.

Proof.

Only If: G has an odd cycle implies G is not bipartite.

If: G has no odd length cycle. Assume without loss of generality that G is connected.

- 1 Pick u arbitrarily and do **BFS**(u)
- 2 $X = \cup_{i \text{ is even}} L_i$ and $Y = \cup_{i \text{ is odd}} L_i$
- 3 **Claim:** X and Y is a valid partition if G has no odd length cycle.



Proof of Claim

Claim

In **BFS**(u) if $a, b \in L_i$ and (a, b) is an edge then there is an odd length cycle containing (a, b) .

Proof.

Let v be least common ancestor of a, b in **BFS** tree T .

v is in some level $j < i$ (could be u itself).

Path from $v \rightsquigarrow a$ in T is of length $j - i$.

Path from $v \rightsquigarrow b$ in T is of length $j - i$.

These two paths plus (a, b) forms an odd cycle of length $2(j - i) + 1$. □

Proof of Claim

Claim

In **BFS**(u) if $a, b \in L_i$ and (a, b) is an edge then there is an odd length cycle containing (a, b) .

Proof.

Let v be least common ancestor of a, b in **BFS** tree T .

v is in some level $j < i$ (could be u itself).

Path from $v \rightsquigarrow a$ in T is of length $j - i$.

Path from $v \rightsquigarrow b$ in T is of length $j - i$.

These two paths plus (a, b) forms an odd cycle of length $2(j - i) + 1$. □

Proof of Claim: Figure

Another tidbit

Corollary

There is an $O(n + m)$ time algorithm to check if G is bipartite and output an odd cycle if it is not.

Part III

Shortest Paths and Dijkstra's Algorithm

Shortest Path Problems

Shortest Path Problems

Input A (undirected or directed) graph $G = (V, E)$ with edge lengths (or costs). For edge $e = (u, v)$, $l(e) = l(u, v)$ is its length.

- 1 Given nodes s, t find shortest path from s to t .
- 2 Given node s find shortest path from s to all other nodes.
- 3 Find shortest paths for all pairs of nodes.

Many applications!

Shortest Path Problems

Shortest Path Problems

Input A (undirected or directed) graph $G = (V, E)$ with edge lengths (or costs). For edge $e = (u, v)$, $l(e) = l(u, v)$ is its length.

- 1 Given nodes s, t find shortest path from s to t .
- 2 Given node s find shortest path from s to all other nodes.
- 3 Find shortest paths for all pairs of nodes.

Many applications!

Single-Source Shortest Paths:

Non-Negative Edge Lengths

Single-Source Shortest Path Problems

- 1 **Input:** A (undirected or directed) graph $\mathbf{G} = (\mathbf{V}, \mathbf{E})$ with **non-negative** edge lengths. For edge $\mathbf{e} = (\mathbf{u}, \mathbf{v})$, $\ell(\mathbf{e}) = \ell(\mathbf{u}, \mathbf{v})$ is its length.
- 2 Given nodes \mathbf{s}, \mathbf{t} find shortest path from \mathbf{s} to \mathbf{t} .
- 3 Given node \mathbf{s} find shortest path from \mathbf{s} to all other nodes.

- 1 Restrict attention to directed graphs
- 2 Undirected graph problem can be reduced to directed graph problem - how?
 - 1 Given undirected graph \mathbf{G} , create a new directed graph \mathbf{G}' by replacing each edge $\{\mathbf{u}, \mathbf{v}\}$ in \mathbf{G} by (\mathbf{u}, \mathbf{v}) and (\mathbf{v}, \mathbf{u}) in \mathbf{G}' .
 - 2 set $\ell(\mathbf{u}, \mathbf{v}) = \ell(\mathbf{v}, \mathbf{u}) = \ell(\{\mathbf{u}, \mathbf{v}\})$
 - 3 Exercise: show reduction works

Single-Source Shortest Paths:

Non-Negative Edge Lengths

Single-Source Shortest Path Problems

- 1 **Input:** A (undirected or directed) graph $\mathbf{G} = (\mathbf{V}, \mathbf{E})$ with **non-negative** edge lengths. For edge $\mathbf{e} = (\mathbf{u}, \mathbf{v})$, $\ell(\mathbf{e}) = \ell(\mathbf{u}, \mathbf{v})$ is its length.
- 2 Given nodes \mathbf{s}, \mathbf{t} find shortest path from \mathbf{s} to \mathbf{t} .
- 3 Given node \mathbf{s} find shortest path from \mathbf{s} to all other nodes.

- 1 Restrict attention to directed graphs
- 2 Undirected graph problem can be reduced to directed graph problem - how?
 - 1 Given undirected graph \mathbf{G} , create a new directed graph \mathbf{G}' by replacing each edge $\{\mathbf{u}, \mathbf{v}\}$ in \mathbf{G} by (\mathbf{u}, \mathbf{v}) and (\mathbf{v}, \mathbf{u}) in \mathbf{G}' .
 - 2 set $\ell(\mathbf{u}, \mathbf{v}) = \ell(\mathbf{v}, \mathbf{u}) = \ell(\{\mathbf{u}, \mathbf{v}\})$
 - 3 Exercise: show reduction works

Single-Source Shortest Paths:

Non-Negative Edge Lengths

Single-Source Shortest Path Problems

- 1 **Input:** A (undirected or directed) graph $\mathbf{G} = (\mathbf{V}, \mathbf{E})$ with **non-negative** edge lengths. For edge $\mathbf{e} = (\mathbf{u}, \mathbf{v})$, $\ell(\mathbf{e}) = \ell(\mathbf{u}, \mathbf{v})$ is its length.
 - 2 Given nodes \mathbf{s}, \mathbf{t} find shortest path from \mathbf{s} to \mathbf{t} .
 - 3 Given node \mathbf{s} find shortest path from \mathbf{s} to all other nodes.
-
- 1 Restrict attention to directed graphs
 - 2 Undirected graph problem can be reduced to directed graph problem - how?
 - 1 Given undirected graph \mathbf{G} , create a new directed graph \mathbf{G}' by replacing each edge $\{\mathbf{u}, \mathbf{v}\}$ in \mathbf{G} by (\mathbf{u}, \mathbf{v}) and (\mathbf{v}, \mathbf{u}) in \mathbf{G}' .
 - 2 set $\ell(\mathbf{u}, \mathbf{v}) = \ell(\mathbf{v}, \mathbf{u}) = \ell(\{\mathbf{u}, \mathbf{v}\})$
 - 3 Exercise: show reduction works

Single-Source Shortest Paths via BFS

Special case: All edge lengths are **1**.

- 1 Run **BFS**(**s**) to get shortest path distances from **s** to all other nodes.
- 2 $O(m + n)$ time algorithm.

Special case: Suppose $\ell(e)$ is an integer for all e ?

Can we use **BFS**? Reduce to unit edge-length problem by placing $\ell(e) - 1$ dummy nodes on e

Let $L = \max_e \ell(e)$. New graph has $O(mL)$ edges and $O(mL + n)$ nodes. **BFS** takes $O(mL + n)$ time. Not efficient if L is large.

Single-Source Shortest Paths via BFS

Special case: All edge lengths are **1**.

- 1 Run **BFS**(**s**) to get shortest path distances from **s** to all other nodes.
- 2 **$O(m + n)$** time algorithm.

Special case: Suppose $\ell(e)$ is an integer for all e ?

Can we use **BFS**? Reduce to unit edge-length problem by placing $\ell(e) - 1$ dummy nodes on e

Let $L = \max_e \ell(e)$. New graph has **$O(mL)$** edges and **$O(mL + n)$** nodes. **BFS** takes **$O(mL + n)$** time. Not efficient if **L** is large.

Single-Source Shortest Paths via BFS

Special case: All edge lengths are **1**.

- 1 Run **BFS**(**s**) to get shortest path distances from **s** to all other nodes.
- 2 **$O(m + n)$** time algorithm.

Special case: Suppose $\ell(e)$ is an integer for all **e**?

Can we use **BFS**? Reduce to unit edge-length problem by placing $\ell(e) - 1$ dummy nodes on **e**

Let $L = \max_e \ell(e)$. New graph has **$O(mL)$** edges and **$O(mL + n)$** nodes. **BFS** takes **$O(mL + n)$** time. Not efficient if **L** is large.

Single-Source Shortest Paths via BFS

Special case: All edge lengths are **1**.

- 1 Run **BFS**(**s**) to get shortest path distances from **s** to all other nodes.
- 2 **$O(m + n)$** time algorithm.

Special case: Suppose $\ell(e)$ is an integer for all **e**?

Can we use **BFS**? Reduce to unit edge-length problem by placing $\ell(e) - 1$ dummy nodes on **e**

Let $L = \max_e \ell(e)$. New graph has **$O(mL)$** edges and **$O(mL + n)$** nodes. **BFS** takes **$O(mL + n)$** time. Not efficient if **L** is large.

Single-Source Shortest Paths via BFS

Special case: All edge lengths are **1**.

- 1 Run **BFS**(**s**) to get shortest path distances from **s** to all other nodes.
- 2 **O(m + n)** time algorithm.

Special case: Suppose $\ell(\mathbf{e})$ is an integer for all \mathbf{e} ?

Can we use **BFS**? Reduce to unit edge-length problem by placing $\ell(\mathbf{e}) - 1$ dummy nodes on \mathbf{e}

Let $\mathbf{L} = \max_{\mathbf{e}} \ell(\mathbf{e})$. New graph has **O(mL)** edges and **O(mL + n)** nodes. **BFS** takes **O(mL + n)** time. Not efficient if **L** is large.

Towards an algorithm

Why does **BFS** work?

BFS(s) explores nodes in increasing distance from s

Lemma

Let G be a directed graph with non-negative edge lengths. Let $\text{dist}(s, v)$ denote the shortest path length from s to v . If $s = v_0 \rightarrow v_1 \rightarrow v_2 \rightarrow \dots \rightarrow v_k$ is a shortest path from s to v_k then for $1 \leq i < k$:

- 1 $s = v_0 \rightarrow v_1 \rightarrow v_2 \rightarrow \dots \rightarrow v_i$ is a shortest path from s to v_i
- 2 $\text{dist}(s, v_i) \leq \text{dist}(s, v_k)$.

Proof.

Suppose not. Then for some $i < k$ there is a path P' from s to v_i of length strictly less than that of $s = v_0 \rightarrow v_1 \rightarrow \dots \rightarrow v_i$. Then P' concatenated with $v_i \rightarrow v_{i+1} \dots \rightarrow v_k$ contains a strictly shorter

Towards an algorithm

Why does **BFS** work?

BFS(s) explores nodes in increasing distance from s

Lemma

Let G be a directed graph with non-negative edge lengths. Let $\text{dist}(s, v)$ denote the shortest path length from s to v . If $s = v_0 \rightarrow v_1 \rightarrow v_2 \rightarrow \dots \rightarrow v_k$ is a shortest path from s to v_k then for $1 \leq i < k$:

- 1 $s = v_0 \rightarrow v_1 \rightarrow v_2 \rightarrow \dots \rightarrow v_i$ is a shortest path from s to v_i
- 2 $\text{dist}(s, v_i) \leq \text{dist}(s, v_k)$.

Proof.

Suppose not. Then for some $i < k$ there is a path P' from s to v_i of length strictly less than that of $s = v_0 \rightarrow v_1 \rightarrow \dots \rightarrow v_i$. Then P' concatenated with $v_i \rightarrow v_{i+1} \dots \rightarrow v_k$ contains a strictly shorter

Towards an algorithm

Why does **BFS** work?

BFS(s) explores nodes in increasing distance from s

Lemma

Let G be a directed graph with non-negative edge lengths. Let $\text{dist}(s, v)$ denote the shortest path length from s to v . If

$s = v_0 \rightarrow v_1 \rightarrow v_2 \rightarrow \dots \rightarrow v_k$ is a shortest path from s to v_k then for $1 \leq i < k$:

- 1 $s = v_0 \rightarrow v_1 \rightarrow v_2 \rightarrow \dots \rightarrow v_i$ is a shortest path from s to v_i
- 2 $\text{dist}(s, v_i) \leq \text{dist}(s, v_k)$.

Proof.

Suppose not. Then for some $i < k$ there is a path P' from s to v_i of length strictly less than that of $s = v_0 \rightarrow v_1 \rightarrow \dots \rightarrow v_i$. Then P' concatenated with $v_i \rightarrow v_{i+1} \dots \rightarrow v_k$ contains a strictly shorter

Towards an algorithm

Lemma

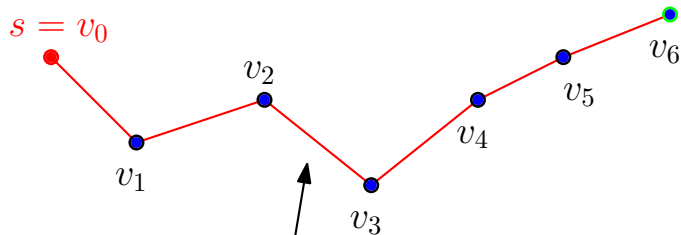
Let G be a directed graph with non-negative edge lengths. Let $\text{dist}(s, v)$ denote the shortest path length from s to v . If $s = v_0 \rightarrow v_1 \rightarrow v_2 \rightarrow \dots \rightarrow v_k$ is a shortest path from s to v_k then for $1 \leq i < k$:

- 1 $s = v_0 \rightarrow v_1 \rightarrow v_2 \rightarrow \dots \rightarrow v_i$ is a shortest path from s to v_i ;
- 2 $\text{dist}(s, v_i) \leq \text{dist}(s, v_k)$.

Proof.

Suppose not. Then for some $i < k$ there is a path P' from s to v_i of length strictly less than that of $s = v_0 \rightarrow v_1 \rightarrow \dots \rightarrow v_i$. Then P' concatenated with $v_i \rightarrow v_{i+1} \dots \rightarrow v_k$ contains a strictly shorter path to v_k than $s = v_0 \rightarrow v_1 \dots \rightarrow v_k$. □

A proof by picture

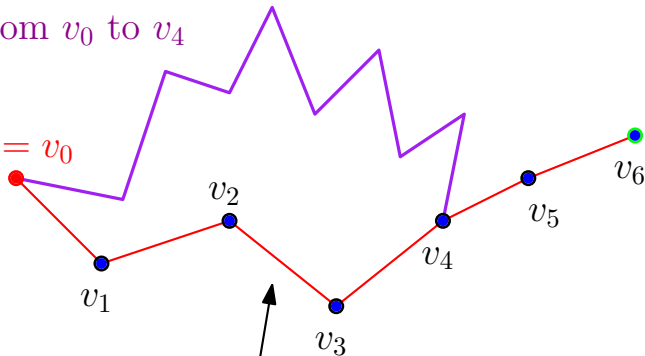


Shortest path
from v_0 to v_6

A proof by picture

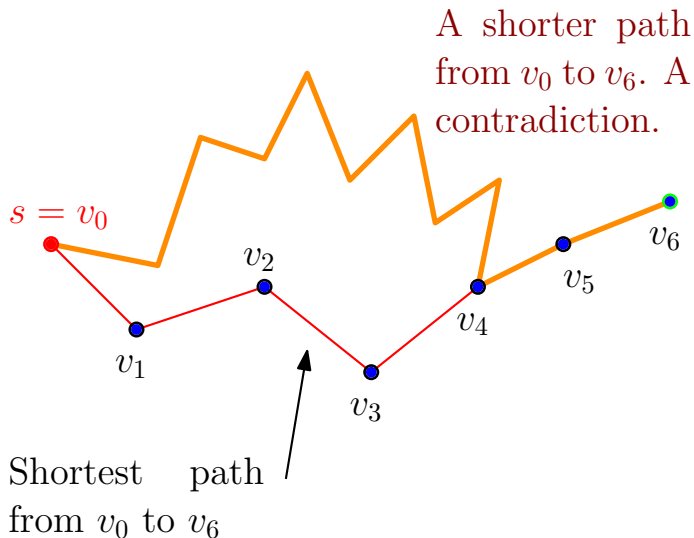
Shorter path
from v_0 to v_4

$s = v_0$



Shortest path
from v_0 to v_6

A proof by picture



A Basic Strategy

Explore vertices in increasing order of distance from s :
(For simplicity assume that nodes are at different distances from s and that no edge has zero length)

Initialize for each node v , $\text{dist}(s, v) = \infty$

Initialize $S = \emptyset$,

for $i = 1$ to $|V|$ **do**

(* Invariant: S contains the $i - 1$ closest nodes to s *)

Among nodes in $V \setminus S$, find the node v that is the
 i th closest to s

Update $\text{dist}(s, v)$

$S = S \cup \{v\}$

How can we implement the step in the for loop?

A Basic Strategy

Explore vertices in increasing order of distance from s :
(For simplicity assume that nodes are at different distances from s and that no edge has zero length)

Initialize for each node v , $\text{dist}(s, v) = \infty$

Initialize $S = \emptyset$,

for $i = 1$ to $|V|$ **do**

(Invariant: S contains the $i - 1$ closest nodes to s *)*

Among nodes in $V \setminus S$, find the node v that is the
 i th closest to s

Update $\text{dist}(s, v)$

$S = S \cup \{v\}$

How can we implement the step in the for loop?

Finding the i th closest node

- 1 S contains the $i - 1$ closest nodes to s
- 2 Want to find the i th closest node from $V - S$.

What do we know about the i th closest node?

Claim

Let P be a shortest path from s to v where v is the i th closest node. Then, all intermediate nodes in P belong to S .

Proof.

If P had an intermediate node u not in S then u will be closer to s than v . Implies v is not the i th closest node to s - recall that S already has the $i - 1$ closest nodes. □

Finding the i th closest node

- 1 S contains the $i - 1$ closest nodes to s
- 2 Want to find the i th closest node from $V - S$.

What do we know about the i th closest node?

Claim

Let P be a shortest path from s to v where v is the i th closest node. Then, all intermediate nodes in P belong to S .

Proof.

If P had an intermediate node u not in S then u will be closer to s than v . Implies v is not the i th closest node to s - recall that S already has the $i - 1$ closest nodes. □

Finding the i th closest node

- 1 S contains the $i - 1$ closest nodes to s
- 2 Want to find the i th closest node from $V - S$.

What do we know about the i th closest node?

Claim

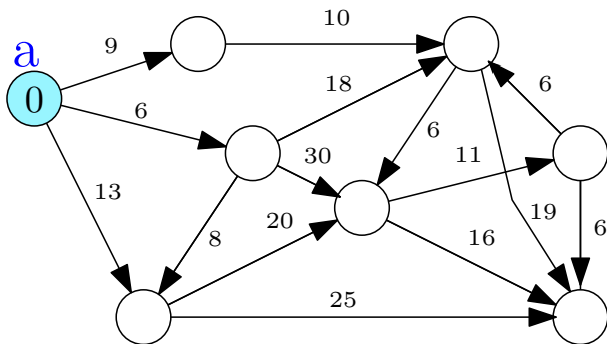
Let P be a shortest path from s to v where v is the i th closest node. Then, all intermediate nodes in P belong to S .

Proof.

If P had an intermediate node u not in S then u will be closer to s than v . Implies v is not the i th closest node to s - recall that S already has the $i - 1$ closest nodes. □

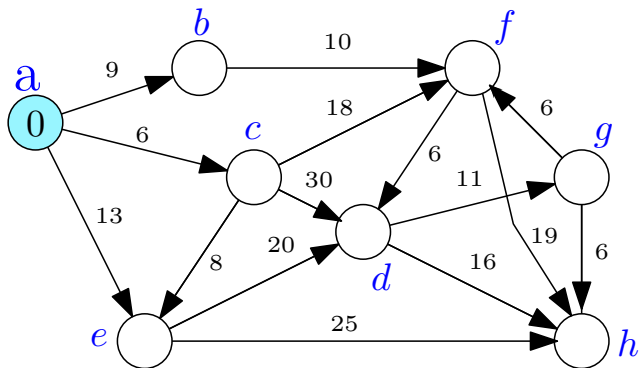
Finding the i th closest node repeatedly

An example



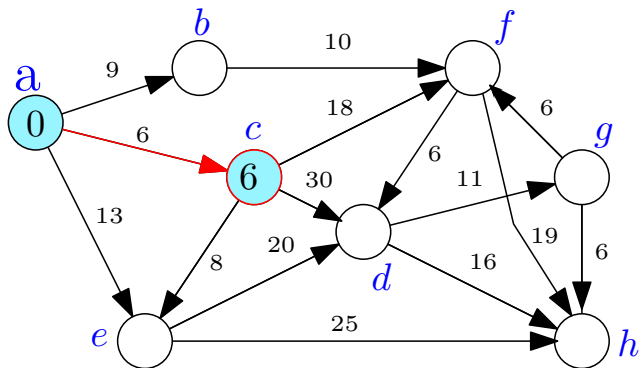
Finding the i th closest node repeatedly

An example



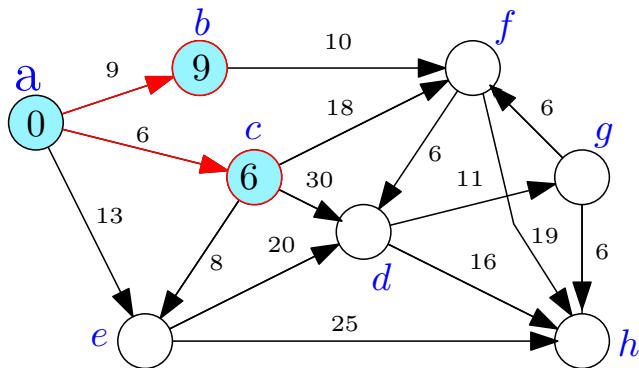
Finding the i th closest node repeatedly

An example



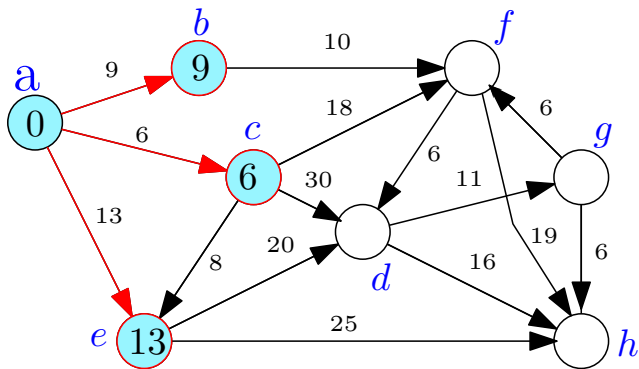
Finding the i th closest node repeatedly

An example



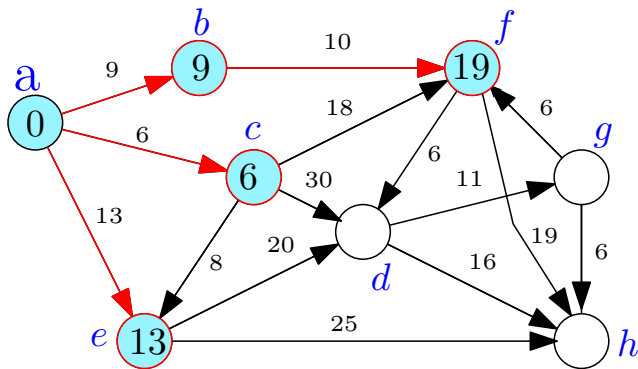
Finding the i th closest node repeatedly

An example



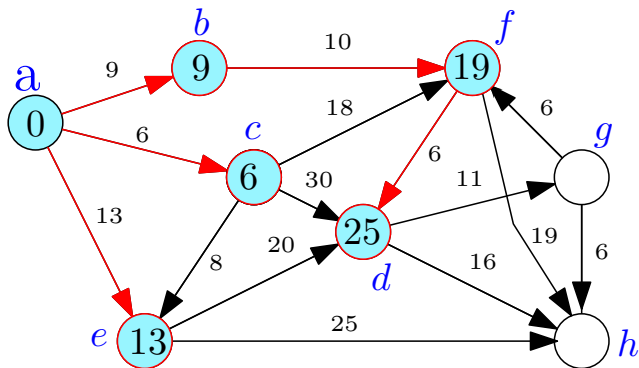
Finding the i th closest node repeatedly

An example



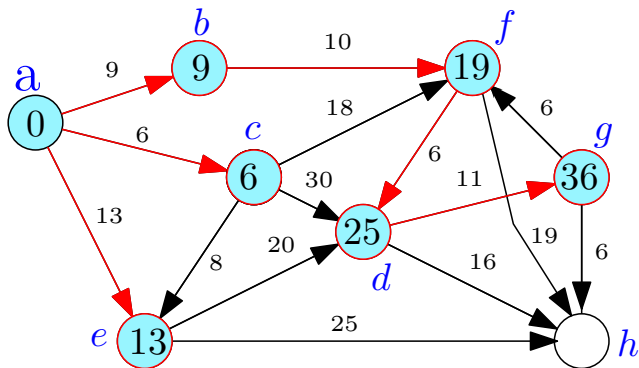
Finding the i th closest node repeatedly

An example



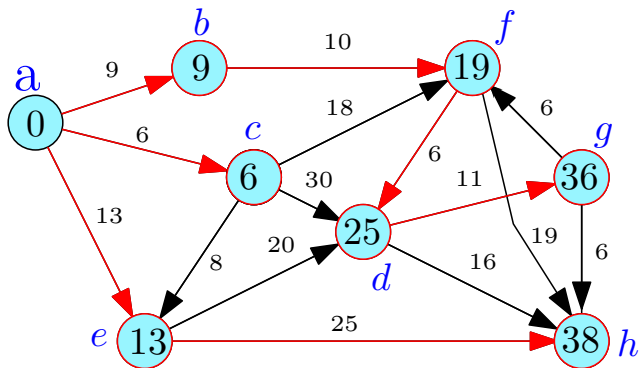
Finding the i th closest node repeatedly

An example

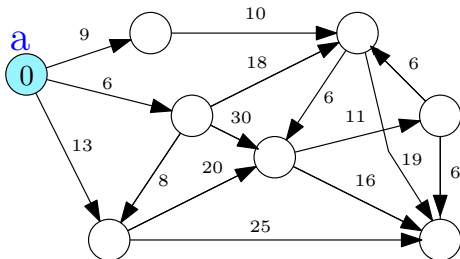


Finding the i th closest node repeatedly

An example



Finding the i th closest node



Corollary

The i th closest node is adjacent to **S**.

Finding the i th closest node

- 1 S contains the $i - 1$ closest nodes to s
 - 2 Want to find the i th closest node from $V - S$.
- 1 For each $u \in V - S$ let $P(s, u, S)$ be a shortest path from s to u using only nodes in S as intermediate vertices.
 - 2 Let $d'(s, u)$ be the length of $P(s, u, S)$

Observations: for each $u \in V - S$,

- 1 $\text{dist}(s, u) \leq d'(s, u)$ since we are constraining the paths
- 2 $d'(s, u) = \min_{a \in S} (\text{dist}(s, a) + \ell(a, u))$ - Why?

Lemma

If v is the i th closest node to s , then $d'(s, v) = \text{dist}(s, v)$.

Finding the i th closest node

- 1 S contains the $i - 1$ closest nodes to s
 - 2 Want to find the i th closest node from $V - S$.
- 1 For each $u \in V - S$ let $P(s, u, S)$ be a shortest path from s to u using only nodes in S as intermediate vertices.
 - 2 Let $d'(s, u)$ be the length of $P(s, u, S)$

Observations: for each $u \in V - S$,

- 1 $\text{dist}(s, u) \leq d'(s, u)$ since we are constraining the paths
- 2 $d'(s, u) = \min_{a \in S} (\text{dist}(s, a) + \ell(a, u))$ - Why?

Lemma

If v is the i th closest node to s , then $d'(s, v) = \text{dist}(s, v)$.

Finding the i th closest node

- 1 S contains the $i - 1$ closest nodes to s
 - 2 Want to find the i th closest node from $V - S$.
- 1 For each $u \in V - S$ let $P(s, u, S)$ be a shortest path from s to u using only nodes in S as intermediate vertices.
 - 2 Let $d'(s, u)$ be the length of $P(s, u, S)$

Observations: for each $u \in V - S$,

- 1 $\text{dist}(s, u) \leq d'(s, u)$ since we are constraining the paths
- 2 $d'(s, u) = \min_{a \in S} (\text{dist}(s, a) + \ell(a, u))$ - Why?

Lemma

If v is the i th closest node to s , then $d'(s, v) = \text{dist}(s, v)$.

Finding the i th closest node

Lemma

Given:

- 1 \mathbf{S} : Set of $i - 1$ closest nodes to \mathbf{s} .
- 2 $\mathbf{d}'(\mathbf{s}, \mathbf{u}) = \min_{\mathbf{x} \in \mathbf{S}} (\text{dist}(\mathbf{s}, \mathbf{x}) + \ell(\mathbf{x}, \mathbf{u}))$

If \mathbf{v} is an i th closest node to \mathbf{s} , then $\mathbf{d}'(\mathbf{s}, \mathbf{v}) = \text{dist}(\mathbf{s}, \mathbf{v})$.

Proof.

Let \mathbf{v} be the i th closest node to \mathbf{s} . Then there is a shortest path \mathbf{P} from \mathbf{s} to \mathbf{v} that contains only nodes in \mathbf{S} as intermediate nodes (see previous claim). Therefore $\mathbf{d}'(\mathbf{s}, \mathbf{v}) = \text{dist}(\mathbf{s}, \mathbf{v})$. \square

Finding the i th closest node

Lemma

If v is an i th closest node to s , then $d'(s, v) = \text{dist}(s, v)$.

Corollary

The i th closest node to s is the node $v \in V - S$ such that $d'(s, v) = \min_{u \in V - S} d'(s, u)$.

Proof.

For every node $u \in V - S$, $\text{dist}(s, u) \leq d'(s, u)$ and for the i th closest node v , $\text{dist}(s, v) = d'(s, v)$. Moreover, $\text{dist}(s, u) \geq \text{dist}(s, v)$ for each $u \in V - S$. □

Algorithm

Initialize for each node v : $\text{dist}(s, v) = \infty$

Initialize $S = \emptyset$, $d'(s, s) = 0$

for $i = 1$ to $|V|$ **do**

(* Invariant: S contains the $i-1$ closest nodes to s *)

(* Invariant: $d'(s, u)$ is shortest path distance from u to s using only S as intermediate nodes*)

Let v be such that $d'(s, v) = \min_{u \in V - S} d'(s, u)$

$\text{dist}(s, v) = d'(s, v)$

$S = S \cup \{v\}$

for each node u in $V \setminus S$ **do**

$d'(s, u) \leftarrow \min_{a \in S} (\text{dist}(s, a) + \ell(a, u))$

Correctness: By induction on i using previous lemmas.

Running time: $O(n \cdot (n + m))$ time.

- 1 n outer iterations. In each iteration, $d'(s, u)$ for each u by scanning all edges out of nodes in S ; $O(m + n)$ time/iteration.

Algorithm

Initialize for each node v : $\text{dist}(s, v) = \infty$

Initialize $S = \emptyset$, $d'(s, s) = 0$

for $i = 1$ to $|V|$ **do**

(* Invariant: S contains the $i-1$ closest nodes to s *)

(* Invariant: $d'(s, u)$ is shortest path distance from u to s using only S as intermediate nodes*)

Let v be such that $d'(s, v) = \min_{u \in V - S} d'(s, u)$

$\text{dist}(s, v) = d'(s, v)$

$S = S \cup \{v\}$

for each node u in $V \setminus S$ **do**

$d'(s, u) \leftarrow \min_{a \in S} (\text{dist}(s, a) + \ell(a, u))$

Correctness: By induction on i using previous lemmas.

Running time: $O(n \cdot (n + m))$ time.

- 1 n outer iterations. In each iteration, $d'(s, u)$ for each u by scanning all edges out of nodes in S ; $O(m + n)$ time/iteration.

Algorithm

Initialize for each node v : $\text{dist}(s, v) = \infty$

Initialize $S = \emptyset$, $d'(s, s) = 0$

for $i = 1$ to $|V|$ **do**

(* Invariant: S contains the $i-1$ closest nodes to s *)

(* Invariant: $d'(s, u)$ is shortest path distance from u to s using only S as intermediate nodes*)

Let v be such that $d'(s, v) = \min_{u \in V - S} d'(s, u)$

$\text{dist}(s, v) = d'(s, v)$

$S = S \cup \{v\}$

for each node u in $V \setminus S$ **do**

$d'(s, u) \leftarrow \min_{a \in S} (\text{dist}(s, a) + \ell(a, u))$

Correctness: By induction on i using previous lemmas.

Running time: $O(n \cdot (n + m))$ time.

- 1 n outer iterations. In each iteration, $d'(s, u)$ for each u by scanning all edges out of nodes in S ; $O(m + n)$ time/iteration.

Algorithm

Initialize for each node v : $\text{dist}(s, v) = \infty$

Initialize $S = \emptyset$, $d'(s, s) = 0$

for $i = 1$ to $|V|$ **do**

(* Invariant: S contains the $i-1$ closest nodes to s *)

(* Invariant: $d'(s, u)$ is shortest path distance from u to s using only S as intermediate nodes*)

Let v be such that $d'(s, v) = \min_{u \in V - S} d'(s, u)$

$\text{dist}(s, v) = d'(s, v)$

$S = S \cup \{v\}$

for each node u in $V \setminus S$ **do**

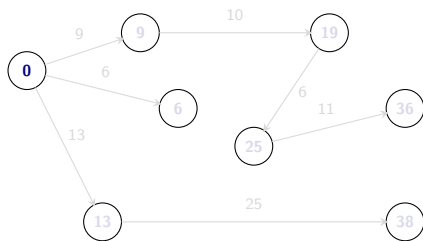
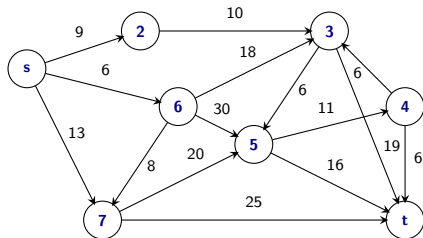
$d'(s, u) \leftarrow \min_{a \in S} (\text{dist}(s, a) + \ell(a, u))$

Correctness: By induction on i using previous lemmas.

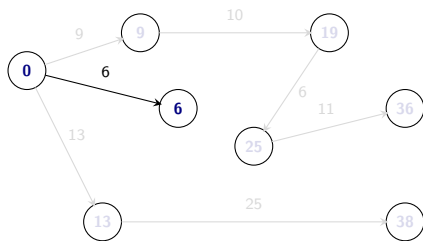
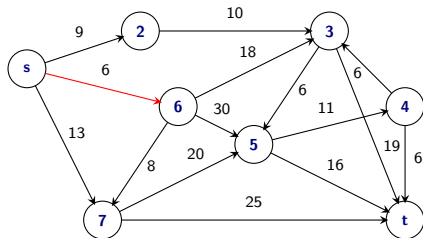
Running time: $O(n \cdot (n + m))$ time.

- 1 n outer iterations. In each iteration, $d'(s, u)$ for each u by scanning all edges out of nodes in S ; $O(m + n)$ time/iteration.

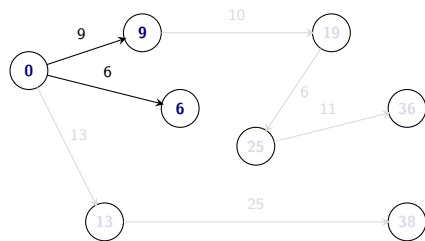
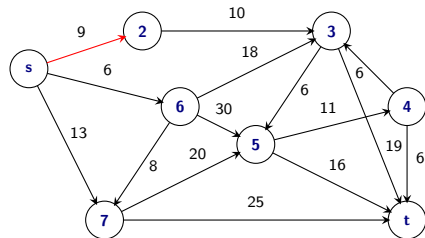
Example



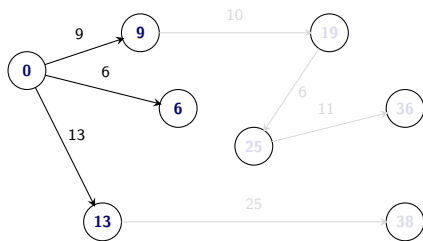
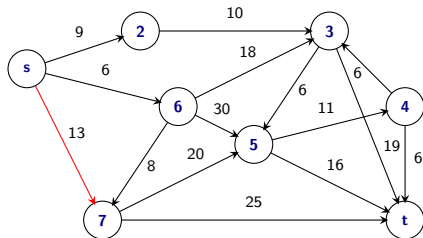
Example



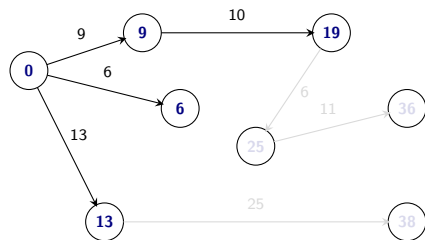
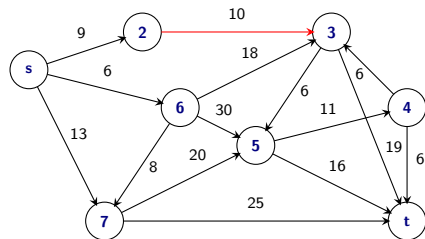
Example



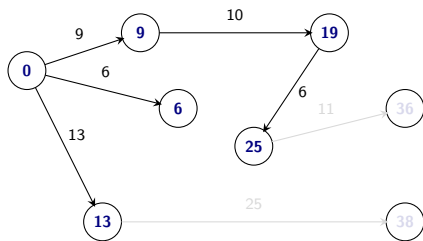
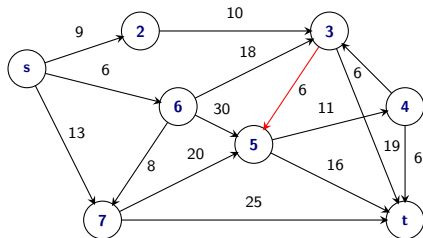
Example



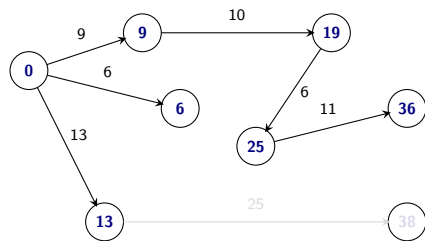
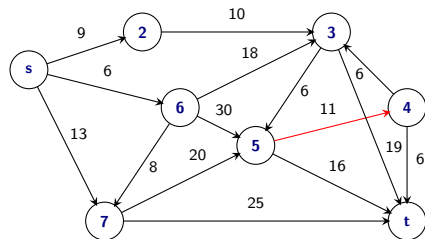
Example



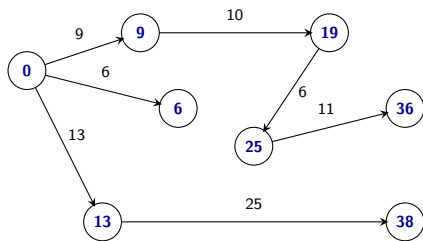
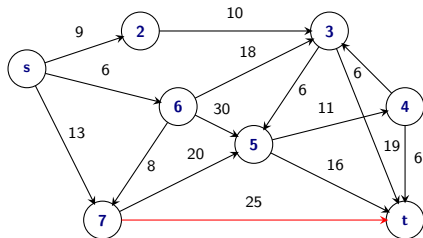
Example



Example



Example



Improved Algorithm

- 1 Main work is to compute the $d'(s, u)$ values in each iteration
- 2 $d'(s, u)$ changes from iteration i to $i + 1$ only because of the node v that is added to S in iteration i .

Initialize for each node v , $\text{dist}(s, v) = d'(s, v) = \infty$

Initialize $S = \emptyset$, $d'(s, s) = 0$

for $i = 1$ to $|V|$ do

// S contains the $i - 1$ closest nodes to s ,
// and the values of $d'(s, u)$ are current

v be node realizing $d'(s, v) = \min_{u \in V - S} d'(s, u)$

$\text{dist}(s, v) = d'(s, v)$

$S = S \cup \{v\}$

Update $d'(s, u)$ for each u in $V - S$ as follows:

$$d'(s, u) = \min(d'(s, u), \text{dist}(s, v) + \ell(v, u))$$

Running time: $O(m + n^2)$ time.

- 1 n outer iterations and in each iteration following steps
- 2 updating $d'(s, u)$ after v added takes $O(\text{deg}(v))$ time so total

Improved Algorithm

- 1 Main work is to compute the $d'(s, u)$ values in each iteration
- 2 $d'(s, u)$ changes from iteration i to $i + 1$ only because of the node v that is added to S in iteration i .

Initialize for each node v , $\text{dist}(s, v) = d'(s, v) = \infty$

Initialize $S = \emptyset$, $d'(s, s) = 0$

for $i = 1$ to $|V|$ **do**

*// S contains the $i - 1$ closest nodes to s ,
// and the values of $d'(s, u)$ are current*

v be node realizing $d'(s, v) = \min_{u \in V - S} d'(s, u)$

$\text{dist}(s, v) = d'(s, v)$

$S = S \cup \{v\}$

Update $d'(s, u)$ for each u in $V - S$ as follows:

$$d'(s, u) = \min(d'(s, u), \text{dist}(s, v) + \ell(v, u))$$

Running time: $O(m + n^2)$ time.

- 1 n outer iterations and in each iteration following steps
- 2 updating $d'(s, u)$ after v added takes $O(\text{deg}(v))$ time so total

Improved Algorithm

Initialize for each node v , $\text{dist}(s, v) = d'(s, v) = \infty$

Initialize $S = \emptyset$, $d'(s, s) = 0$

for $i = 1$ to $|V|$ **do**

 // S contains the $i - 1$ closest nodes to s ,

 // and the values of $d'(s, u)$ are current

v be node realizing $d'(s, v) = \min_{u \in V - S} d'(s, u)$

$\text{dist}(s, v) = d'(s, v)$

$S = S \cup \{v\}$

 Update $d'(s, u)$ for each u in $V - S$ as follows:

$$d'(s, u) = \min(d'(s, u), \text{dist}(s, v) + \ell(v, u))$$

Running time: $O(m + n^2)$ time.

- 1 n outer iterations and in each iteration following steps
- 2 updating $d'(s, u)$ after v added takes $O(\text{deg}(v))$ time so total work is $O(m)$ since a node enters S only once
- 3 Finding v from $d'(s, u)$ values is $O(n)$ time

Dijkstra's Algorithm

- 1 eliminate $d'(s, u)$ and let $\text{dist}(s, u)$ maintain it
- 2 update dist values after adding v by scanning edges out of v

Initialize for each node v , $\text{dist}(s, v) = \infty$

Initialize $S = \{\}$, $\text{dist}(s, s) = 0$

for $i = 1$ to $|V|$ do

Let v be such that $\text{dist}(s, v) = \min_{u \in V-S} \text{dist}(s, u)$

$S = S \cup \{v\}$

for each u in $\text{Adj}(v)$ do

$\text{dist}(s, u) = \min(\text{dist}(s, u), \text{dist}(s, v) + \ell(v, u))$

Priority Queues to maintain dist values for faster running time

- 1 Using heaps and standard priority queues: $O((m + n) \log n)$
- 2 Using Fibonacci heaps: $O(m + n \log n)$.

Dijkstra's Algorithm

- 1 eliminate $d'(s, u)$ and let $\text{dist}(s, u)$ maintain it
- 2 update dist values after adding v by scanning edges out of v

Initialize for each node v , $\text{dist}(s, v) = \infty$

Initialize $S = \{\}$, $\text{dist}(s, s) = 0$

for $i = 1$ to $|V|$ do

Let v be such that $\text{dist}(s, v) = \min_{u \in V-S} \text{dist}(s, u)$

$S = S \cup \{v\}$

for each u in $\text{Adj}(v)$ do

$\text{dist}(s, u) = \min(\text{dist}(s, u), \text{dist}(s, v) + \ell(v, u))$

Priority Queues to maintain dist values for faster running time

- 1 Using heaps and standard priority queues: $O((m + n) \log n)$
- 2 Using Fibonacci heaps: $O(m + n \log n)$.

Priority Queues

Data structure to store a set S of n elements where each element $v \in S$ has an associated real/integer key $k(v)$ such that the following operations:

- 1 **makePQ**: create an empty queue.
- 2 **findMin**: find the minimum key in S .
- 3 **extractMin**: Remove $v \in S$ with smallest key and return it.
- 4 **insert**($v, k(v)$): Add new element v with key $k(v)$ to S .
- 5 **delete**(v): Remove element v from S .
- 6 **decreaseKey**($v, k'(v)$): *decrease* key of v from $k(v)$ (current key) to $k'(v)$ (new key). Assumption: $k'(v) \leq k(v)$.
- 7 **meld**: merge two separate priority queues into one.

All operations can be performed in $O(\log n)$ time.

decreaseKey is implemented via **delete** and **insert**.

Priority Queues

Data structure to store a set S of n elements where each element $v \in S$ has an associated real/integer key $k(v)$ such that the following operations:

- 1 **makePQ**: create an empty queue.
- 2 **findMin**: find the minimum key in S .
- 3 **extractMin**: Remove $v \in S$ with smallest key and return it.
- 4 **insert**($v, k(v)$): Add new element v with key $k(v)$ to S .
- 5 **delete**(v): Remove element v from S .
- 6 **decreaseKey**($v, k'(v)$): *decrease* key of v from $k(v)$ (current key) to $k'(v)$ (new key). Assumption: $k'(v) \leq k(v)$.
- 7 **meld**: merge two separate priority queues into one.

All operations can be performed in $O(\log n)$ time.

decreaseKey is implemented via **delete** and **insert**.

Priority Queues

Data structure to store a set S of n elements where each element $v \in S$ has an associated real/integer key $k(v)$ such that the following operations:

- 1 **makePQ**: create an empty queue.
- 2 **findMin**: find the minimum key in S .
- 3 **extractMin**: Remove $v \in S$ with smallest key and return it.
- 4 **insert**($v, k(v)$): Add new element v with key $k(v)$ to S .
- 5 **delete**(v): Remove element v from S .
- 6 **decreaseKey**($v, k'(v)$): *decrease* key of v from $k(v)$ (current key) to $k'(v)$ (new key). Assumption: $k'(v) \leq k(v)$.
- 7 **meld**: merge two separate priority queues into one.

All operations can be performed in $O(\log n)$ time.

decreaseKey is implemented via **delete** and **insert**.

Dijkstra's Algorithm using Priority Queues

```
Q ← makePQ()
insert(Q, (s, 0))
for each node u ≠ s do
    insert(Q, (u, ∞))
S ← ∅
for i = 1 to |V| do
    (v, dist(s, v)) = extractMin(Q)
    S = S ∪ {v}
    for each u in Adj(v) do
        decreaseKey(Q, (u, min(dist(s, u), dist(s, v) + ℓ(v, u))))).
```

Priority Queue operations:

- 1 $O(n)$ insert operations
- 2 $O(n)$ extractMin operations
- 3 $O(m)$ decreaseKey operations

Implementing Priority Queues via Heaps

Using Heaps

Store elements in a heap based on the key value

- 1 All operations can be done in $O(\log n)$ time

Dijkstra's algorithm can be implemented in $O((n + m) \log n)$ time.

Implementing Priority Queues via Heaps

Using Heaps

Store elements in a heap based on the key value

- 1 All operations can be done in $O(\log n)$ time

Dijkstra's algorithm can be implemented in $O((n + m) \log n)$ time.

Fibonacci Heaps

- 1 **extractMin**, **insert**, **delete**, **meld** in $O(\log n)$ time
 - 2 **decreaseKey** in $O(1)$ amortized time: ℓ **decreaseKey** operations for $\ell \geq n$ take together $O(\ell)$ time
 - 3 Relaxed Heaps: **decreaseKey** in $O(1)$ worst case time but at the expense of **meld** (not necessary for Dijkstra's algorithm)
-
- 1 Dijkstra's algorithm can be implemented in $O(n \log n + m)$ time. If $m = \Omega(n \log n)$, running time is linear in input size.
 - 2 Data structures are complicated to analyze/implement. Recent work has obtained data structures that are easier to analyze and implement, and perform well in practice. Rank-Pairing Heaps (European Symposium on Algorithms, September 2009!)

Fibonacci Heaps

- 1 **extractMin**, **insert**, **delete**, **meld** in $O(\log n)$ time
- 2 **decreaseKey** in $O(1)$ amortized time: ℓ **decreaseKey** operations for $\ell \geq n$ take together $O(\ell)$ time
- 3 Relaxed Heaps: **decreaseKey** in $O(1)$ worst case time but at the expense of **meld** (not necessary for Dijkstra's algorithm)

- 1 Dijkstra's algorithm can be implemented in $O(n \log n + m)$ time. If $m = \Omega(n \log n)$, running time is linear in input size.
- 2 Data structures are complicated to analyze/implement. Recent work has obtained data structures that are easier to analyze and implement, and perform well in practice. Rank-Pairing Heaps (European Symposium on Algorithms, September 2009!)

Fibonacci Heaps

- ① **extractMin**, **insert**, **delete**, **meld** in $O(\log n)$ time
 - ② **decreaseKey** in $O(1)$ amortized time: ℓ **decreaseKey** operations for $\ell \geq n$ take together $O(\ell)$ time
 - ③ Relaxed Heaps: **decreaseKey** in $O(1)$ worst case time but at the expense of **meld** (not necessary for Dijkstra's algorithm)
-
- ① Dijkstra's algorithm can be implemented in $O(n \log n + m)$ time. If $m = \Omega(n \log n)$, running time is linear in input size.
 - ② Data structures are complicated to analyze/implement. Recent work has obtained data structures that are easier to analyze and implement, and perform well in practice. Rank-Pairing Heaps (European Symposium on Algorithms, September 2009!)

Fibonacci Heaps

- ① **extractMin**, **insert**, **delete**, **meld** in $O(\log n)$ time
 - ② **decreaseKey** in $O(1)$ amortized time: ℓ **decreaseKey** operations for $\ell \geq n$ take together $O(\ell)$ time
 - ③ Relaxed Heaps: **decreaseKey** in $O(1)$ worst case time but at the expense of **meld** (not necessary for Dijkstra's algorithm)
-
- ① Dijkstra's algorithm can be implemented in $O(n \log n + m)$ time. If $m = \Omega(n \log n)$, running time is linear in input size.
 - ② Data structures are complicated to analyze/implement. Recent work has obtained data structures that are easier to analyze and implement, and perform well in practice. Rank-Pairing Heaps (European Symposium on Algorithms, September 2009!)

Shortest Path Tree

Dijkstra's algorithm finds the shortest path distances from s to V .

Question: How do we find the paths themselves?

```
Q = makePQ()
insert(Q, (s, 0))
prev(s) ← null
for each node u ≠ s do
    insert(Q, (u, ∞) )
    prev(u) ← null

S = ∅
for i = 1 to |V| do
    (v, dist(s, v)) = extractMin(Q)
    S = S ∪ {v}
    for each u in Adj(v) do
        if (dist(s, v) + ℓ(v, u) < dist(s, u) ) then
            decreaseKey(Q, (u, dist(s, v) + ℓ(v, u)) )
            prev(u) = v
```

Shortest Path Tree

Dijkstra's algorithm finds the shortest path distances from s to V .

Question: How do we find the paths themselves?

```
Q = makePQ()
insert(Q, (s, 0))
prev(s) ← null
for each node u ≠ s do
    insert(Q, (u, ∞) )
    prev(u) ← null

S = ∅
for i = 1 to |V| do
    (v, dist(s, v)) = extractMin(Q)
    S = S ∪ {v}
    for each u in Adj(v) do
        if (dist(s, v) + ℓ(v, u) < dist(s, u) ) then
            decreaseKey(Q, (u, dist(s, v) + ℓ(v, u)) )
            prev(u) = v
```

Shortest Path Tree

Lemma

The edge set $(\mathbf{u}, \text{prev}(\mathbf{u}))$ is the reverse of a shortest path tree rooted at \mathbf{s} . For each \mathbf{u} , the reverse of the path from \mathbf{u} to \mathbf{s} in the tree is a shortest path from \mathbf{s} to \mathbf{u} .

Proof Sketch.

- 1 The edge set $\{(\mathbf{u}, \text{prev}(\mathbf{u})) \mid \mathbf{u} \in \mathbf{V}\}$ induces a directed in-tree rooted at \mathbf{s} (Why?)
- 2 Use induction on $|\mathbf{S}|$ to argue that the tree is a shortest path tree for nodes in \mathbf{V} .



Shortest paths to **s**

Dijkstra's algorithm gives shortest paths from **s** to all nodes in **V**.
How do we find shortest paths from all of **V** to **s**?

- 1 In undirected graphs shortest path from **s** to **u** is a shortest path from **u** to **s** so there is no need to distinguish.
- 2 In directed graphs, use Dijkstra's algorithm in **G^{rev}**!

Shortest paths to **s**

Dijkstra's algorithm gives shortest paths from **s** to all nodes in **V**.
How do we find shortest paths from all of **V** to **s**?

- 1 In undirected graphs shortest path from **s** to **u** is a shortest path from **u** to **s** so there is no need to distinguish.
- 2 In directed graphs, use Dijkstra's algorithm in **G^{rev}**!

Notes

Notes

Notes

