

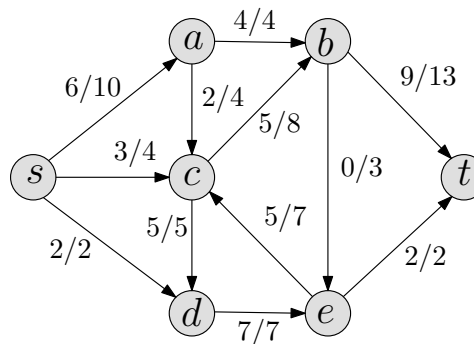
CS 473: Fundamental Algorithms, Spring 2011

Discussion 9

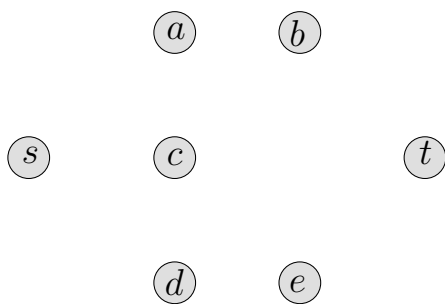
March 29, 2011

1. GO WITH THE FLOW.

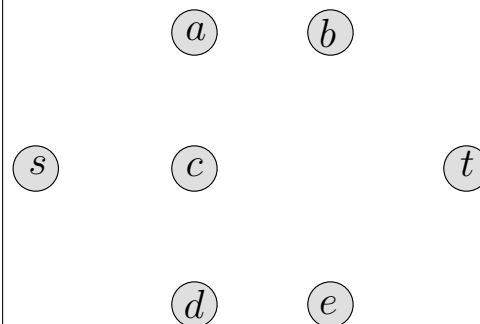
The figure on the right shows a flow network along with a flow. In the figure, the notation α/β for an edge means that the flow on the edge is α and the capacity of the edge is β .



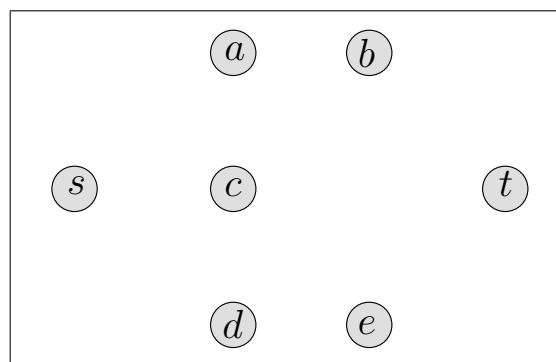
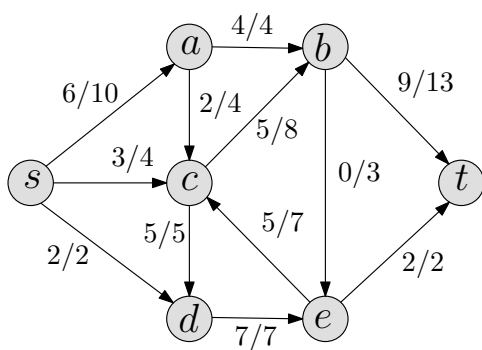
(A) What is the value of the given flow? Is it a maximum flow? Show the residual graph for the above graph and flow in the figure below.



(B) Show an $s - t$ path in the residual graph and state its bottleneck capacity. You only need to draw the path from the graph you showed in (A).



(C) Show the new flow on the *original* graph after augmenting on the path you found in (b). Use the notation a/b to indicate the flow on an edge and its capacity.



(D) What is the capacity of a minimum-cut in the given graph? Find a cut with that capacity.

2. RESIDUAL GRAPH PROPERTIES.

Prove the following property about residual graphs:

Claim 9.1 *Let f be a flow in G and G_f be the residual graph. If f' is a flow in G_f , then $f'' = f + f'$ is a flow in G of value $v(f) + v(f')$.*

Here, for each edge $e = (u, v)$ in G_f , if e is a forward edge, then $f''(e) = f(e) + f'(e)$. If e is a backward edge, then let $e' = (v, u)$ and define $f''(e') = f(e') - f'(e)$.

3. CAPACITIES ON NODES.

In a standard $s - t$ maximum flow problem, we assume that edges have capacities, and there is no limit on how much flow is allowed to pass through a node. In this problem, we consider the variant where nodes have capacities.

Let $G = (V, E)$ be a directed graph with source s and sink t . Let $c : V \rightarrow \mathbb{R}^+$ be a capacity function. Recall that a flow f assigns a flow value $f(e)$ to each edge e . A flow f is *feasible* if the total flow into every vertex v is at most $c(v)$:

$$f^{\text{in}}(v) \leq c(v) \quad \text{for every vertex } v.$$

Design a polynomial time algorithm that finds a feasible $s - t$ flow of maximum value in G .

4. CAPACITATION, YEH, YEH, YEH. Suppose you are given a directed graph $G = (V, E)$, with a positive integer capacity c_e on each edge e , a designated source $s \in V$, and a designated sink $t \in V$. You are also given a maximum s - t flow in G , defined by a flow value f_e on each edge e . The flow $\{f_e\}$ is *acyclic*: There is no cycle in G on which all edges carry positive flow.

Now suppose we pick a specific edge $e^* \in E$ and reduce its capacity by 1 unit. Show how to find a maximum flow in the resulting capacitated graph in time $O(m + n)$, where m is the number of edges in G and n is the number of nodes.