

Programming Languages and Compilers (CS 421)

Elsa L Gunter
2112 SC, UIUC

<http://courses.engr.illinois.edu/cs421>

Based in part on slides by Mattox Beckman, as updated by Vikram Adve and Gul Agha

10/27/16

1

Parser Code

- `<grammar>.ml` defines one parsing function per entry point
- Parsing function takes a lexing function (lexer buffer to token) and a lexer buffer as arguments
- Returns semantic attribute of corresponding entry point

10/27/16

2

Ocamlyacc Input

- File format:

```
%{  
  <header>  
}%  
  <declarations>  
%%  
  <rules>  
%%  
  <trailer>
```

10/27/16

3

Ocamlyacc `<header>`

- Contains arbitrary Ocaml code
- Typically used to give types and functions needed for the semantic actions of rules and to give specialized error recovery
- May be omitted
- `<footer>` similar. Possibly used to call parser

10/27/16

4

Ocamlyacc `<declarations>`

- `%token symbol ... symbol`
 - Declare given symbols as tokens
- `%token <type> symbol ... symbol`
 - Declare given symbols as token constructors, taking an argument of type `<type>`
- `%start symbol ... symbol`
 - Declare given symbols as entry points; functions of same names in `<grammar>.ml`

10/27/16

5

Ocamlyacc `<declarations>`

- `%type <type> symbol ... symbol`
 - Specify type of attributes for given symbols. Mandatory for start symbols
- `%left symbol ... symbol`
- `%right symbol ... symbol`
- `%nonassoc symbol ... symbol`
 - Associate precedence and associativity to given symbols. Same line, same precedence; earlier line, lower precedence (broadest scope)

10/27/16

6

Ocamlyacc <rules>

- *nonterminal* :
 symbol ... symbol { semantic_action }
 | ...
 | *symbol ... symbol { semantic_action }*
 ;
■ Semantic actions are arbitrary Ocaml expressions
- Must be of same type as declared (or inferred) for *nonterminal*
- Access semantic attributes (values) of symbols by position: \$1 for first symbol, \$2 to second ...

10/27/16

7

Example - Base types

```
(* File: expr.ml *)
type expr =
  Term_as_Expr of term
  | Plus_Expr of (term * expr)
  | Minus_Expr of (term * expr)
and term =
  Factor_as_Term of factor
  | Mult_Term of (factor * term)
  | Div_Term of (factor * term)
and factor =
  Id_as_Factor of string
  | Parenthesized_Expr_as_Factor of expr
```

10/27/16

8

Example - Lexer (exprlex.mll)

```
{ (*open Exprparse*) }
let numeric = ['0' - '9']
let letter = ['a' - 'z' 'A' - 'Z']
rule token = parse
  | "+" {Plus_token}
  | "-" {Minus_token}
  | "*" {Times_token}
  | "/" {Divide_token}
  | "(" {Left_parenthesis}
  | ")" {Right_parenthesis}
  | letter (letter|numeric|"_")* as id {Id_token id}
  | [' '\t' '\n'] {token lexbuf}
  | eof {EOL}
```

10/27/16

9

Example - Parser (exprparse.mly)

```
%{ open Expr
%}
%token <string> Id_token
%token Left_parenthesis Right_parenthesis
%token Times_token Divide_token
%token Plus_token Minus_token
%token EOL
%start main
%type <expr> main
%%
```

10/27/16

10

Example - Parser (exprparse.mly)

```
expr:
  term
  { Term_as_Expr $1 }
| term Plus_token expr
  { Plus_Expr ($1, $3) }
| term Minus_token expr
  { Minus_Expr ($1, $3) }
```

10/27/16

11

Example - Parser (exprparse.mly)

```
term:
  factor
  { Factor_as_Term $1 }
| factor Times_token term
  { Mult_Term ($1, $3) }
| factor Divide_token term
  { Div_Term ($1, $3) }
```

10/27/16

12

Example - Parser (exprparse.mly)

```
factor:
  Id_token
  { Id_as_Factor $1 }
| Left_parenthesis expr Right_parenthesis
  { Parenthesized_Expr_as_Factor $2 }
main:
  | expr EOL
  { $1 }
```

10/27/16

13

Example - Using Parser

```
# #use "expr.ml";;
...
# #use "exprparse.ml";;
...
# #use "exprlex.ml";;
...
# let test s =
  let lexbuf = Lexing.from_string (s^"\n") in
  main token lexbuf;;
```

10/27/16

14

Example - Using Parser

```
# test "a + b";;
- : expr =
Plus_Expr
(
  Factor_as_Term (Id_as_Factor "a"),
  Term_as_Expr (
    Factor_as_Term (Id_as_Factor "b")))

```

10/27/16

15

LR Parsing

- Read tokens left to right (L)
- Create a rightmost derivation (R)
- How is this possible?
- Start at the bottom (left) and work your way up
- Last step has only one non-terminal to be replaced so is right-most
- Working backwards, replace mixed strings by non-terminals
- Always proceed so that there are no non-terminals to the right of the string to be replaced

10/27/16

16

Example: $\langle \text{Sum} \rangle = 0 \mid 1 \mid (\langle \text{Sum} \rangle)$
 $\mid \langle \text{Sum} \rangle + \langle \text{Sum} \rangle$

$\langle \text{Sum} \rangle \quad \Rightarrow$

$= \bullet (0 + 1) + 0 \quad \text{shift}$

10/27/16

17

Example: $\langle \text{Sum} \rangle = 0 \mid 1 \mid (\langle \text{Sum} \rangle)$
 $\mid \langle \text{Sum} \rangle + \langle \text{Sum} \rangle$

$\langle \text{Sum} \rangle \quad \Rightarrow$

$= (\bullet 0 + 1) + 0 \quad \text{shift}$
 $= \bullet (0 + 1) + 0 \quad \text{shift}$

10/27/16

18

Example

$$(\quad 0 \quad + \quad 1 \quad) + 0$$

10/27/16 31

Example

$$(\quad 0 \quad + \quad 1 \quad) + 0$$

10/27/16 32

Example

$$(\quad 0 \quad + \quad 1 \quad) + 0$$

10/27/16 33

Example

$$(\quad \textcircled{0} \quad + \quad 1 \quad) + 0$$

10/27/16 34

Example

$$(\quad \textcircled{\text{<Sum>}} \quad + \quad 1 \quad) + 0$$

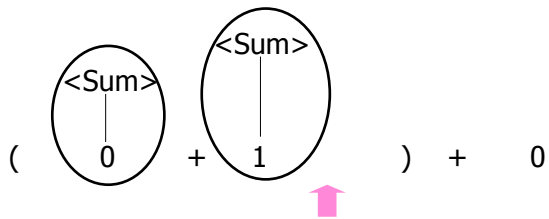
10/27/16 35

Example

$$(\quad \textcircled{\text{<Sum>}} \quad + \quad 1 \quad) + 0$$

10/27/16 36

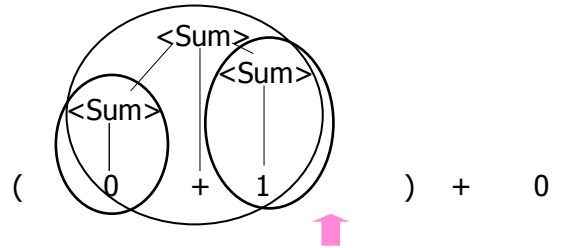
 Example



10/27/16

37

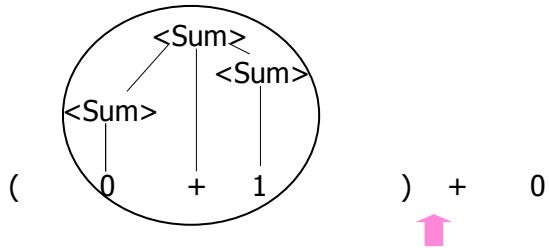
 Example



10/27/16

38

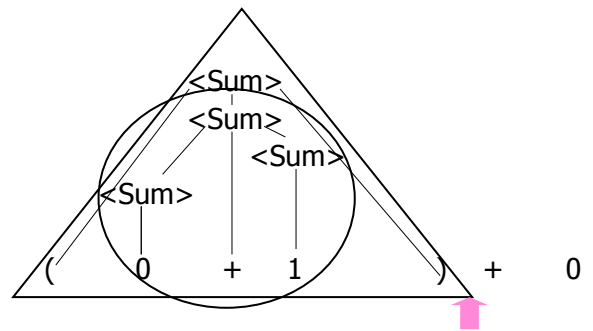
 Example



10/27/16

39

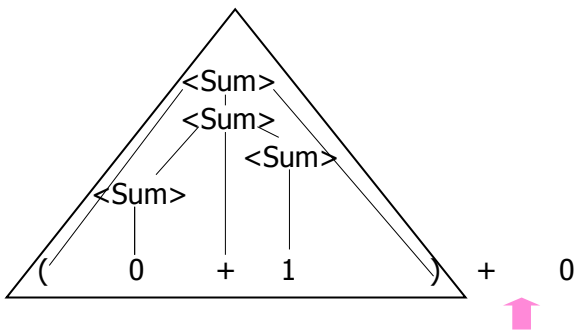
 Example



10/27/16

40

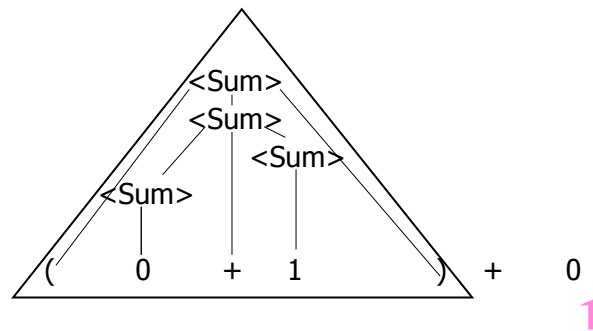
 Example



10/27/16

41

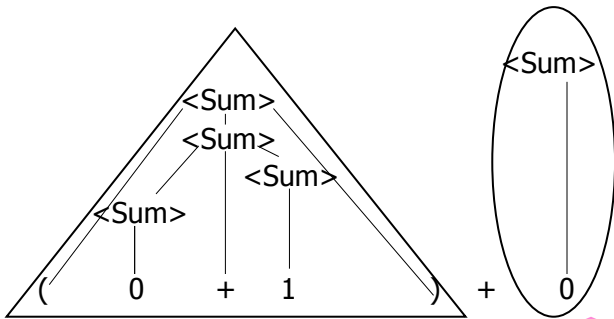
 Example



10/27/16

42

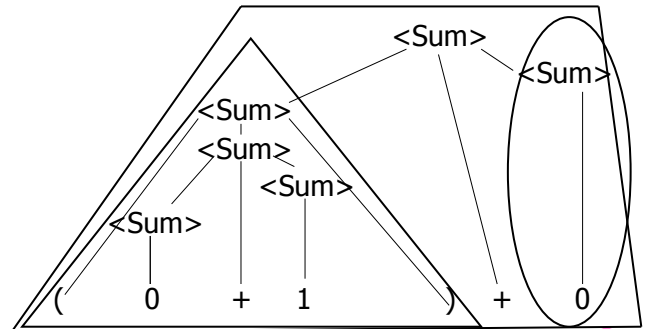
Example



10/27/16

43

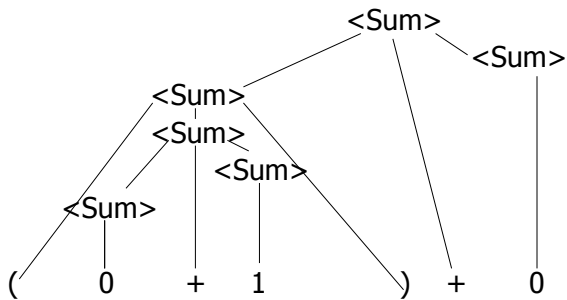
Example



10/27/16

44

Example



10/27/16

45

LR Parsing Tables

- Build a pair of tables, Action and Goto, from the grammar
 - This is the hardest part, we omit here
 - Rows labeled by states
 - For Action, columns labeled by terminals and “end-of-tokens” marker
 - (more generally strings of terminals of fixed length)
 - For Goto, columns labeled by non-terminals

10/27/16

46

Action and Goto Tables

- Given a state and the next input, Action table says either
 - **shift** and go to state n , or
 - **reduce** by production k (explained in a bit)
 - **accept** or **error**
- Given a state and a non-terminal, Goto table says
 - go to state m

10/27/16

47

LR(i) Parsing Algorithm

- Based on push-down automata
- Uses states and transitions (as recorded in Action and Goto tables)
- Uses a stack containing states, terminals and non-terminals

10/27/16

48

LR(i) Parsing Algorithm

0. Insure token stream ends in special “end-of-tokens” symbol
1. Start in state 1 with an empty stack
2. Push **state**(1) onto stack
- 3. Look at next i tokens from token stream ($toks$) (don't remove yet)
4. If top symbol on stack is **state**(n), look up action in Action table at ($n, toks$)

10/27/16

49

LR(i) Parsing Algorithm

5. If action = **shift** m ,
 - a) Remove the top token from token stream and push it onto the stack
 - b) Push **state**(m) onto stack
 - c) Go to step 3

10/27/16

50

LR(i) Parsing Algorithm

6. If action = **reduce** k where production k is $E ::= u$
 - a) Remove $2 * \text{length}(u)$ symbols from stack (u and all the interleaved states)
 - b) If new top symbol on stack is **state**(m), look up new state p in $\text{Goto}(m, E)$
 - c) Push E onto the stack, then push **state**(p) onto the stack
 - d) Go to step 3

10/27/16

51

LR(i) Parsing Algorithm

7. If action = **accept**
 - Stop parsing, return success
8. If action = **error**,
 - Stop parsing, return failure

10/27/16

52

Adding Synthesized Attributes

- Add to each **reduce** a rule for calculating the new synthesized attribute from the component attributes
- Add to each non-terminal pushed onto the stack, the attribute calculated for it
- When performing a **reduce**,
 - gather the recorded attributes from each non-terminal popped from stack
 - Compute new attribute for non-terminal pushed onto stack

10/27/16

53

Shift-Reduce Conflicts

- **Problem:** can't decide whether the action for a state and input character should be **shift** or **reduce**
- Caused by ambiguity in grammar
- Usually caused by lack of associativity or precedence information in grammar

10/27/16

54

Example: $\langle \text{Sum} \rangle = 0 \mid 1 \mid (\langle \text{Sum} \rangle)$
 $\mid \langle \text{Sum} \rangle + \langle \text{Sum} \rangle$

$\bullet 0 + 1 + 0$ shift
 $\rightarrow 0 \bullet + 1 + 0$ reduce
 $\rightarrow \langle \text{Sum} \rangle \bullet + 1 + 0$ shift
 $\rightarrow \langle \text{Sum} \rangle + \bullet 1 + 0$ shift
 $\rightarrow \langle \text{Sum} \rangle + 1 \bullet + 0$ reduce
 $\rightarrow \langle \text{Sum} \rangle + \langle \text{Sum} \rangle \bullet + 0$

10/27/16

55

Example - cont

- **Problem:** shift or reduce?
- You can shift-shift-reduce-reduce or reduce-shift-shift-reduce
- Shift first - right associative
- Reduce first- left associative

10/27/16

56

Reduce - Reduce Conflicts

- **Problem:** can't decide between two different rules to reduce by
- Again caused by ambiguity in grammar
- **Symptom:** RHS of one production suffix of another
- Requires examining grammar and rewriting it
- Harder to solve than shift-reduce errors

10/27/16

57

Example

■ $S ::= A \mid aB$ $A ::= abc$ $B ::= bc$

$\bullet abc$ shift
 $a \bullet bc$ shift
 $ab \bullet c$ shift
 $abc \bullet$

- Problem: reduce by $B ::= bc$ then by $S ::= aB$, or by $A ::= abc$ then $S ::= A$?

10/27/16

58

Recursive Descent Parsing

- Recursive descent parsers are a class of parsers derived fairly directly from BNF grammars
- A recursive descent parser traces out a parse tree in top-down order, corresponding to a left-most derivation (LL - left-to-right scanning, leftmost derivation)

10/27/16

59

Recursive Descent Parsing

- Each nonterminal in the grammar has a subprogram associated with it; the subprogram parses all phrases that the nonterminal can generate
- Each nonterminal in right-hand side of a rule corresponds to a recursive call to the associated subprogram

10/27/16

60

Recursive Descent Parsing

- Each subprogram must be able to decide how to begin parsing by looking at the left-most character in the string to be parsed
 - May do so directly, or indirectly by calling another parsing subprogram
- Recursive descent parsers, like other top-down parsers, cannot be built from left-recursive grammars
 - Sometimes can modify grammar to suit

10/27/16

61

Sample Grammar

```
<expr> ::= <term> | <term> + <expr>
         | <term> - <expr>
```

```
<term> ::= <factor> | <factor> * <term>
         | <factor> / <term>
```

```
<factor> ::= <id> | ( <expr> )
```

10/27/16

62

Tokens as OCaml Types

- + - * / () <id>
 - Becomes an OCaml datatype
- ```
type token =
 Id_token of string
 | Left_parenthesis | Right_parenthesis
 | Times_token | Divide_token
 | Plus_token | Minus_token
```

10/27/16

63

## Parse Trees as Datatypes

```
<expr> ::= <term> | <term> + <expr>
 | <term> - <expr>
```

```
type expr =
 Term_as_Expr of term
 | Plus_Expr of (term * expr)
 | Minus_Expr of (term * expr)
```

10/27/16

64

## Parse Trees as Datatypes

```
<term> ::= <factor> | <factor> *
 <term>
 | <factor> / <term>
```

```
and term =
 Factor_as_Term of factor
 | Mult_Term of (factor * term)
 | Div_Term of (factor * term)
```

10/27/16

65

## Parse Trees as Datatypes

```
<factor> ::= <id> | (<expr>)
```

```
and factor =
 Id_as_Factor of string
 | Parenthesized_Expr_as_Factor of expr
```

10/27/16

66

## Parsing Lists of Tokens

- Will create three mutually recursive functions:
  - `expr : token list -> (expr * token list)`
  - `term : token list -> (term * token list)`
  - `factor : token list -> (factor * token list)`
- Each parses what it can and gives back parse and remaining tokens

10/27/16

67

## Parsing an Expression

```
<expr> ::= <term> [(+ | -) <expr>]
let rec expr tokens =
 (match term tokens
 with (term_parse , tokens_after_term) ->
 (match tokens_after_term
 with(Plus_token :: tokens_after_plus) ->
```

10/27/16

68

## Parsing an Expression

```
<expr> ::= <term> [(+ | -) <expr>]
let rec expr tokens =
 (match term tokens
 with (term_parse , tokens_after_term) ->
 (match tokens_after_term
 with (Plus_token :: tokens_after_plus) ->
```

10/27/16

69

## Parsing a Plus Expression

```
<expr> ::= <term> [(+ | -) <expr>]
let rec expr tokens =
 (match term tokens
 with (term_parse , tokens_after_term) ->
 (match tokens_after_term
 with (Plus_token :: tokens_after_plus) ->
```

10/27/16

70

## Parsing a Plus Expression

```
<expr> ::= <term> [(+ | -) <expr>]
let rec expr tokens =
 (match term tokens
 with (term_parse , tokens_after_term) ->
 (match tokens_after_term
 with (Plus_token :: tokens_after_plus) ->
```

10/27/16

71

## Parsing a Plus Expression

```
<expr> ::= <term> [(+ | -) <expr>]
let rec expr tokens =
 (match term tokens
 with (term_parse , tokens_after_term) ->
 (match tokens_after_term
 with (Plus_token :: tokens_after_plus) ->
```

10/27/16

72

## Parsing a Plus Expression

$\langle \text{expr} \rangle ::= \langle \text{term} \rangle + \langle \text{expr} \rangle$

(match **expr tokens\_after\_plus**  
with ( **expr\_parse** , tokens\_after\_expr) ->  
( Plus\_Expr ( term\_parse , expr\_parse ),  
tokens\_after\_expr))

10/27/16

73

## Parsing a Plus Expression

$\langle \text{expr} \rangle ::= \langle \text{term} \rangle + \langle \text{expr} \rangle$

(match **expr tokens\_after\_plus**  
with ( **expr\_parse** , tokens\_after\_expr) ->  
( Plus\_Expr ( term\_parse , expr\_parse ),  
tokens\_after\_expr))

10/27/16

74

## Building Plus Expression Parse Tree

$\langle \text{expr} \rangle ::= \langle \text{term} \rangle + \langle \text{expr} \rangle$

(match **expr tokens\_after\_plus**  
with ( **expr\_parse** , tokens\_after\_expr) ->  
( Plus\_Expr ( **term\_parse** , **expr\_parse** ),  
tokens\_after\_expr))

10/27/16

75

## Parsing a Minus Expression

$\langle \text{expr} \rangle ::= \langle \text{term} \rangle - \langle \text{expr} \rangle$

| ( Minus\_token :: tokens\_after\_minus) ->  
(match **expr tokens\_after\_minus**  
with ( **expr\_parse** , tokens\_after\_expr) ->  
( Minus\_Expr ( term\_parse , expr\_parse ),  
tokens\_after\_expr))

10/27/16

76

## Parsing a Minus Expression

$\langle \text{expr} \rangle ::= \langle \text{term} \rangle - \langle \text{expr} \rangle$

| ( **Minus\_token** :: tokens\_after\_minus) ->  
(match **expr tokens\_after\_minus**  
with ( **expr\_parse** , tokens\_after\_expr) ->  
( **Minus\_Expr** ( **term\_parse** , **expr\_parse** ),  
tokens\_after\_expr))

10/27/16

77

## Parsing an Expression as a Term

$\langle \text{expr} \rangle ::= \langle \text{term} \rangle$

| \_ -> (Term\_as\_Expr **term\_parse** ,  
tokens\_after\_term))

- Code for **term** is same except for replacing addition with multiplication and subtraction with division

10/27/16

78

## Parsing Factor as Id

$\langle \text{factor} \rangle ::= \langle \text{id} \rangle$

and factor tokens =  
(match tokens  
with (Id\_token id\_name :: tokens\_after\_id) =  
( Id\_as\_Factor id\_name, tokens\_after\_id)

10/27/16

79

## Parsing Factor as Parenthesized Expression

$\langle \text{factor} \rangle ::= ( \langle \text{expr} \rangle )$

| factor ( Left\_parenthesis :: tokens) =  
(match expr tokens  
with ( expr\_parse , tokens\_after\_expr) ->

10/27/16

80

## Parsing Factor as Parenthesized Expression

$\langle \text{factor} \rangle ::= ( \langle \text{expr} \rangle )$

(match tokens\_after\_expr  
with Right\_parenthesis :: tokens\_after\_rparen ->  
( Parenthesized\_Expr\_as\_Factor expr\_parse ,  
tokens\_after\_rparen)

10/27/16

## Error Cases

- What if no matching right parenthesis?  
| \_ -> raise (Failure "No matching rparen" ) )
- What if no leading id or left parenthesis?  
| \_ -> raise (Failure "No id or lparen" ) );;

10/27/16

82

$( a + b ) * c - d$

expr [Left\_parenthesis; Id\_token "a";  
Plus\_token; Id\_token "b";  
Right\_parenthesis; Times\_token;  
Id\_token "c"; Minus\_token;  
Id\_token "d"];;

10/27/16

83

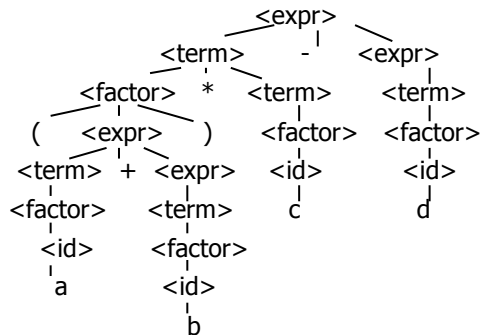
$( a + b ) * c - d$

- : expr \* token list =  
(Minus\_Expr  
(Mult\_Term  
(Parenthesized\_Expr\_as\_Factor  
(Plus\_Expr  
(Factor\_as\_Term (Id\_as\_Factor "a"),  
Term\_as\_Expr (Factor\_as\_Term  
(Id\_as\_Factor "b")))),  
Factor\_as\_Term (Id\_as\_Factor "c")),  
Term\_as\_Expr (Factor\_as\_Term (Id\_as\_Factor  
"d"))),  
[])

10/27/16

84

( a + b ) \* c - d



10/27/16

85

a + b \* c - d

```

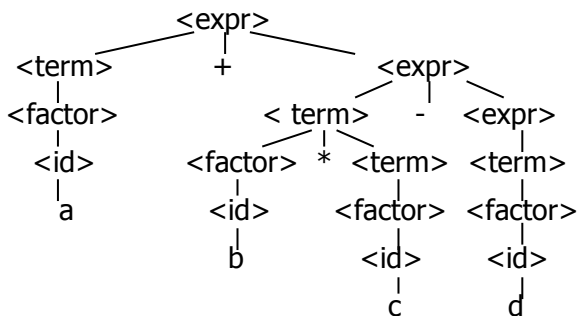
expr [Id_token "a"; Plus_token; Id_token "b";
 Times_token; Id_token "c"; Minus_token;
 Id_token "d"];
- : expr * token list =
(Plus_Expr
 (Factor_as_Term (Id_as_Factor "a"),
 Minus_Expr
 (Mult_Term (Id_as_Factor "b", Factor_as_Term
 (Id_as_Factor "c")),
 Term_as_Expr (Factor_as_Term (Id_as_Factor
 "d")))),
 [])

```

10/27/16

86

a + b \* c - d



10/27/16

87

( a + b \* c - d

```

expr [Left_parenthesis; Id_token "a";
 Plus_token; Id_token "b"; Times_token;
 Id_token "c"; Minus_token; Id_token "d"];

```

Exception: Failure "No matching rparen".

Can't parse because it was expecting a right parenthesis but it got to the end without finding one

10/27/16

88

a + b ) \* c - d \*

```

expr [Id_token "a"; Plus_token; Id_token "b";
 Right_parenthesis; Times_token; Id_token "c";
 Minus_token; Id_token "d"];
- : expr * token list =
(Plus_Expr
 (Factor_as_Term (Id_as_Factor "a"),
 Term_as_Expr (Factor_as_Term (Id_as_Factor
 "b"))),
 [Right_parenthesis; Times_token; Id_token "c";
 Minus_token; Id_token "d"])

```

10/27/16

89

Parsing Whole String

- Q: How to guarantee whole string parses?
- A: Check returned tokens empty

let parse tokens =

match **expr** tokens

with (expr\_parse, []) -> expr\_parse  
 | \_ -> raise (Failure "No parse");;

- Fixes <expr> as start symbol

10/27/16

90

## Streams in Place of Lists

- More realistically, we don't want to create the entire list of tokens before we can start parsing
- We want to generate one token at a time and use it to make one step in parsing
- Will use (token \* (unit -> token)) or (token \* (unit -> token option)) in place of token list

10/27/16

91

## Problems for Recursive-Descent Parsing

- Left Recursion:  
 $A ::= Aw$   
translates to a subroutine that loops forever
- Indirect Left Recursion:  
 $A ::= Bw$   
 $B ::= Av$   
causes the same problem

10/27/16

92

## Problems for Recursive-Descent Parsing

- Parser must always be able to choose the next action based only on the very next token
- Pairwise Disjointedness Test: Can we always determine which rule (in the non-extended BNF) to choose based on just the first token

10/27/16

93

## Pairwise Disjointedness Test

- For each rule  
 $A ::= y$   
Calculate  
 $FIRST(y) = \{a \mid y \Rightarrow^* aw\} \cup \{\epsilon \mid y \Rightarrow^* \epsilon\}$
- For each pair of rules  $A ::= y$  and  $A ::= z$ , require  $FIRST(y) \cap FIRST(z) = \{\}$

10/27/16

94

## Example

Grammar:

$\langle S \rangle ::= \langle A \rangle a \langle B \rangle b$

$\langle A \rangle ::= \langle A \rangle b \mid b$

$\langle B \rangle ::= a \langle B \rangle \mid a$

$FIRST(\langle A \rangle b) = \{b\}$

$FIRST(b) = \{b\}$

Rules for  $\langle A \rangle$  not pairwise disjoint

10/27/16

95

## Eliminating Left Recursion

- Rewrite grammar to shift left recursion to right recursion
  - Changes associativity
- Given  
 $\langle \text{expr} \rangle ::= \langle \text{expr} \rangle + \langle \text{term} \rangle$  and  
 $\langle \text{expr} \rangle ::= \langle \text{term} \rangle$
- Add new non-terminal  $\langle e \rangle$  and replace above rules with  
 $\langle \text{expr} \rangle ::= \langle \text{term} \rangle \langle e \rangle$   
 $\langle e \rangle ::= + \langle \text{term} \rangle \langle e \rangle \mid \epsilon$

10/27/16

96



## Factoring Grammar

- Test too strong: Can't handle  
 $\langle \text{expr} \rangle ::= \langle \text{term} \rangle [ ( + | - ) \langle \text{expr} \rangle ]$
- Answer: Add new non-terminal and replace above rules by  
 $\langle \text{expr} \rangle ::= \langle \text{term} \rangle \langle e \rangle$   
 $\langle e \rangle ::= + \langle \text{term} \rangle \langle e \rangle$   
 $\langle e \rangle ::= - \langle \text{term} \rangle \langle e \rangle$   
 $\langle e \rangle ::= \epsilon$
- You are delaying the decision point

10/27/16

97

## Example

Both  $\langle A \rangle$  and  $\langle B \rangle$  have problems: Transform grammar to:

$\langle S \rangle ::= \langle A \rangle a \langle B \rangle b$      $\langle S \rangle ::= \langle A \rangle a \langle B \rangle b$   
 $\langle A \rangle ::= \langle A \rangle b \mid b$      $\langle A \rangle ::= b \langle A1 \rangle$   
 $\langle B \rangle ::= a \langle B \rangle \mid a$      $\langle A1 \rangle ::= b \langle A1 \rangle \mid \epsilon$   
     $\langle B \rangle ::= a \langle B1 \rangle$   
     $\langle B1 \rangle ::= a \langle B1 \rangle \mid \epsilon$

10/27/16

98

## Ocamlyacc Input

- File format:  
`%{`  
   $\langle \text{header} \rangle$   
`%}`  
   $\langle \text{declarations} \rangle$   
`%%`  
   $\langle \text{rules} \rangle$   
`%%`  
   $\langle \text{trailer} \rangle$

10/27/16

99

## Ocamlyacc $\langle \text{header} \rangle$

- Contains arbitrary Ocaml code
- Typically used to give types and functions needed for the semantic actions of rules and to give specialized error recovery
- May be omitted
- $\langle \text{footer} \rangle$  similar. Possibly used to call parser

10/27/16

100

## Ocamlyacc $\langle \text{declarations} \rangle$

- `%token`  $\text{symbol} \dots \text{symbol}$   
  Declare given symbols as tokens
- `%token <type>`  $\text{symbol} \dots \text{symbol}$   
  Declare given symbols as token constructors, taking an argument of type  $\langle \text{type} \rangle$
- `%start`  $\text{symbol} \dots \text{symbol}$   
  Declare given symbols as entry points; functions of same names in  $\langle \text{grammar} \rangle$ .ml

10/27/16

101

## Ocamlyacc $\langle \text{declarations} \rangle$

- `%type <type>`  $\text{symbol} \dots \text{symbol}$   
  Specify type of attributes for given symbols. Mandatory for start symbols
- `%left`  $\text{symbol} \dots \text{symbol}$
- `%right`  $\text{symbol} \dots \text{symbol}$
- `%nonassoc`  $\text{symbol} \dots \text{symbol}$   
  Associate precedence and associativity to given symbols. Same line, same precedence; earlier line, lower precedence (broadest scope)

10/27/16

102

## Ocamlyacc <rules>

- *nonterminal* :  
    *symbol ... symbol { semantic\_action }*  
    | ...  
    | *symbol ... symbol { semantic\_action }*  
    ;  
■ Semantic actions are arbitrary Ocaml expressions
- Must be of same type as declared (or inferred) for *nonterminal*
- Access semantic attributes (values) of symbols by position: \$1 for first symbol, \$2 to second ...

10/27/16

103

## Example - Base types

```
(* File: expr.ml *)
type expr =
 Term_as_Expr of term
 | Plus_Expr of (term * expr)
 | Minus_Expr of (term * expr)
and term =
 Factor_as_Term of factor
 | Mult_Term of (factor * term)
 | Div_Term of (factor * term)
and factor =
 Id_as_Factor of string
 | Parenthesized_Expr_as_Factor of expr
```

10/27/16

104

## Example - Lexer (exprex.mll)

```
{ (*open Exprparse*) }
let numeric = ['0' - '9']
let letter = ['a' - 'z' 'A' - 'Z']
rule token = parse
 | "+" {Plus_token}
 | "-" {Minus_token}
 | "*" {Times_token}
 | "/" {Divide_token}
 | "(" {Left_parenthesis}
 | ")" {Right_parenthesis}
 | letter (letter|numeric|"_")* as id {Id_token id}
 | [' '\t' '\n'] {token lexbuf}
 | eof {EOL}
```

10/27/16

105

## Example - Parser (exprparse.mly)

```
%{ open Expr
%}
%token <string> Id_token
%token Left_parenthesis Right_parenthesis
%token Times_token Divide_token
%token Plus_token Minus_token
%token EOL
%start main
%type <expr> main
%%
```

10/27/16

106

## Example - Parser (exprparse.mly)

```
expr:
 term
 { Term_as_Expr $1 }
| term Plus_token expr
 { Plus_Expr ($1, $3) }
| term Minus_token expr
 { Minus_Expr ($1, $3) }
```

10/27/16

107

## Example - Parser (exprparse.mly)

```
term:
 factor
 { Factor_as_Term $1 }
| factor Times_token term
 { Mult_Term ($1, $3) }
| factor Divide_token term
 { Div_Term ($1, $3) }
```

10/27/16

108

## Example - Parser (exprparse.mly)

```
factor:
 Id_token
 { Id_as_Factor $1 }
| Left_parenthesis expr Right_parenthesis
 { Parenthesized_Expr_as_Factor $2 }
main:
| expr EOL
 { $1 }
```

10/27/16

109

## Example - Using Parser

```
#use "expr.ml";;
...
#use "exprparse.ml";;
...
#use "exprlex.ml";;
...
let test s =
 let lexbuf = Lexing.from_string (s^"\n") in
 main token lexbuf;;
```

10/27/16

110

## Example - Using Parser

```
test "a + b";;
- : expr =
Plus_Expr
(Factor_as_Term (Id_as_Factor "a"),
Term_as_Expr (Factor_as_Term
(Id_as_Factor "b")))
```

10/27/16

111