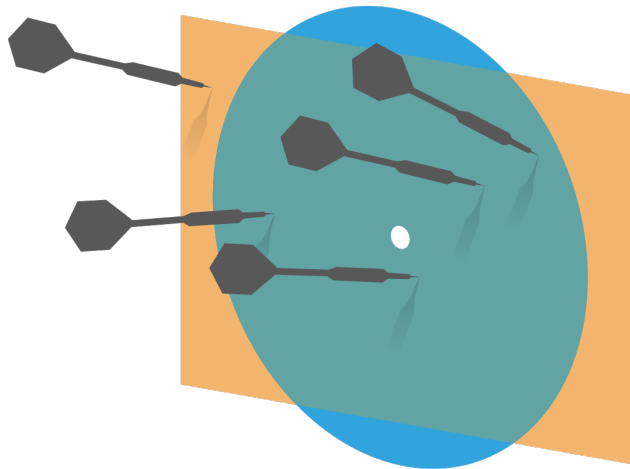


Probability and Statistics for Computer Science



Conditional probability comes
back in matrix!

Credit: wikipedia

Last Time

- ✱ Clustering example
- ✱ Cluster center histogram

- ✱ Markov chain (I)

Objectives

Markov Chain (II)

- ✱ Recap
- ✱ Graph representation – Markov chain
- ✱ Transition probability matrix
- ✱ The stationary Markov chain
- ✱ The pageRank algorithm

Motivation

- ✱ So far, the processes we learned such as **Bernoulli and Poisson** process are sequences of **independent** trials.
- ✱ There are a lot of real world situations where sequences of events are **Not independent** In comparison.
- ✱ Markov chain is one type of characterization of a series of **dependent** trials.

An example of dependent events in a sequence

I had a glass of wine with my grilled _____

An example of dependent events in a sequence

Google Books Ngram Viewer

Graph these comma-separated phrases: case-insensitive

between and from the corpus with smoothing of [Search lots of books](#)

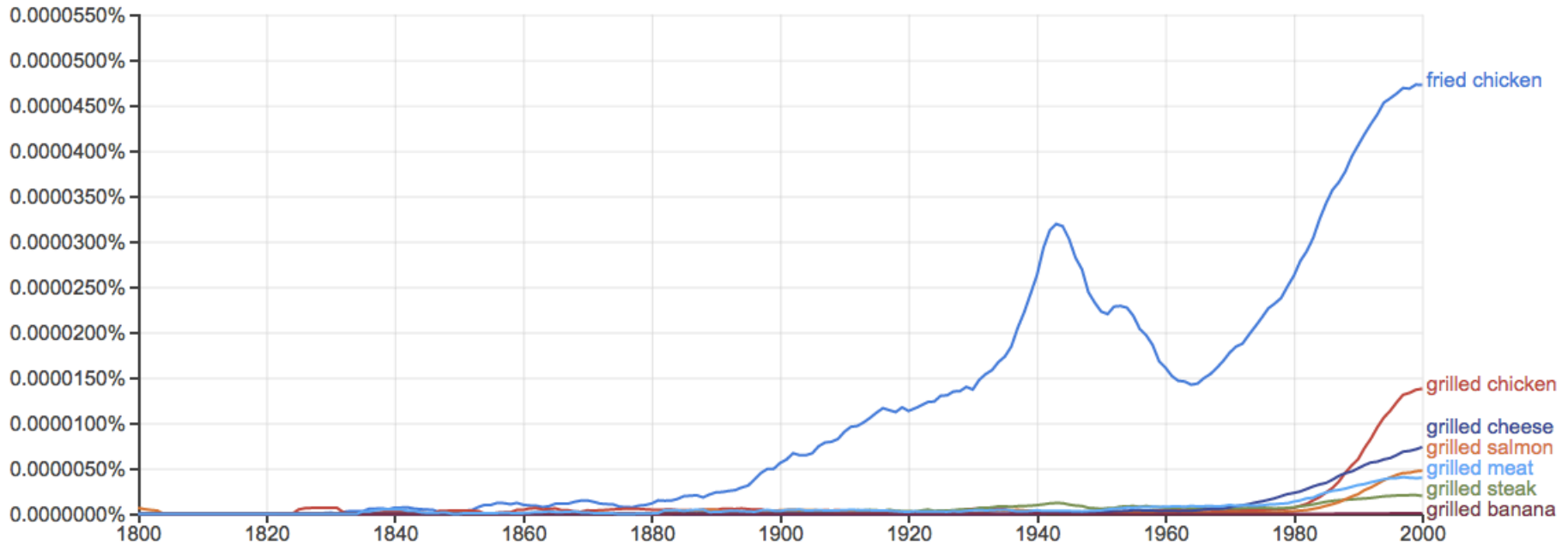


An example of dependent events in a sequence

Google Books Ngram Viewer

Graph these comma-separated phrases: case-insensitive

between and from the corpus with smoothing of [Search lots of books](#)



(click on line/label for focus)

Markov chain

- ✱ Markov chain is a process in which outcome of any trial in a sequence is **conditioned by the outcome of the trial immediately preceding, but not by earlier ones.**
- ✱ Such dependence is called **chain dependence**



Andrey Markov (1856-1922)

Markov chain in terms of probability

- ✱ Let X_0, X_1, \dots be a sequence of discrete finite-valued random variables
- ✱ The sequence is a Markov chain if the probability distribution X_t only depends on the distribution of the immediately preceding random variable X_{t-1}

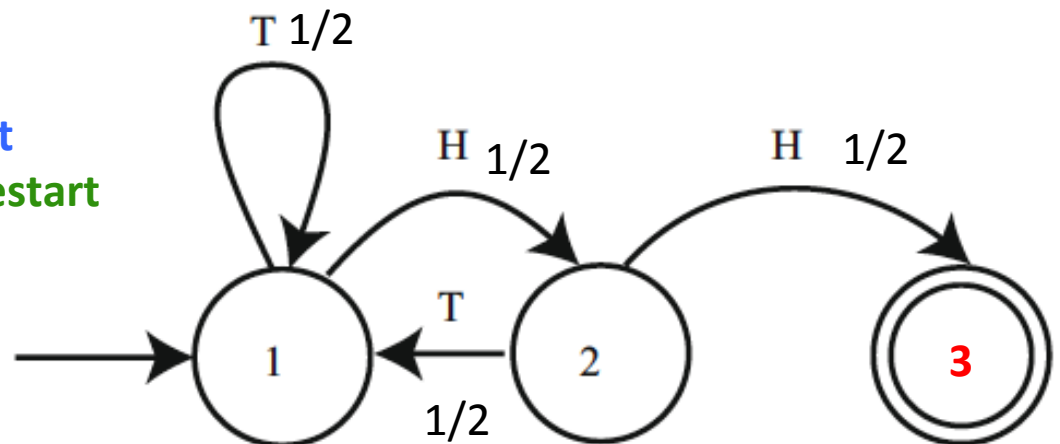
$$P(X_t | X_0, \dots, X_{t-1}) = P(X_t | X_{t-1})$$

- ✱ If the conditional probabilities (transition probabilities) do **NOT change with time**, it's called **constant Markov chain**.
$$P(X_t | X_{t-1}) = P(X_{t-1} | X_{t-2}) = \dots = P(X_1 | X_0)$$

Coin example

- * Toss a fair coin until you see two heads in a row and then stop, what is the probability of stopping after exactly n flips?
- * Use a state diagram, which is a **directed graph**. Circles are the states of likely outcomes. Arrow directions show the direction of transitions. Numbers over the arrows show transition probabilities.

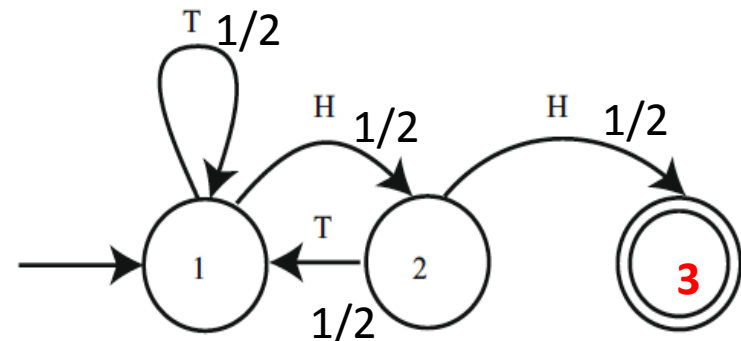
- 1 -> Start or just had tail/restart
- 2 -> had one head after start/restart
- 3 -> 2 heads in a row/Stop



The model helps form recurrence formula

✱ Let p_n be the probability of stopping after n flips

$$p_1 = 0 \quad p_2 = 1/4 \quad p_3 = 1/8 \quad p_4 = 1/8 \quad \dots$$



The model helps form recurrence formula

- ✱ Let p_n be the probability of stopping after n flips

$$p_1 = 0 \quad p_2 = 1/4 \quad p_3 = 1/8 \quad p_4 = 1/8 \quad \dots$$

- ✱ If $n > 2$, there are two ways the sequence starts

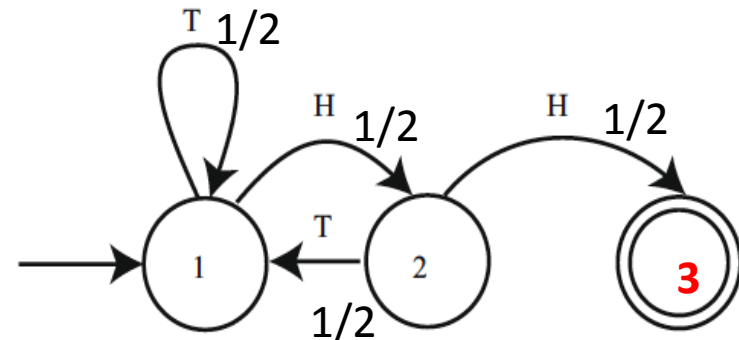
- ✱ Toss T and finish in $n-1$ tosses

- ✱ Or toss HT and finish in $n-2$ tosses

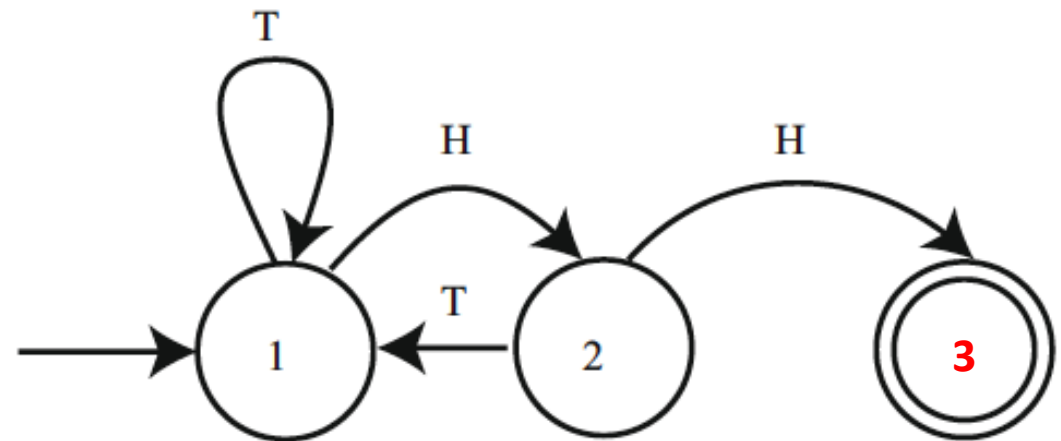
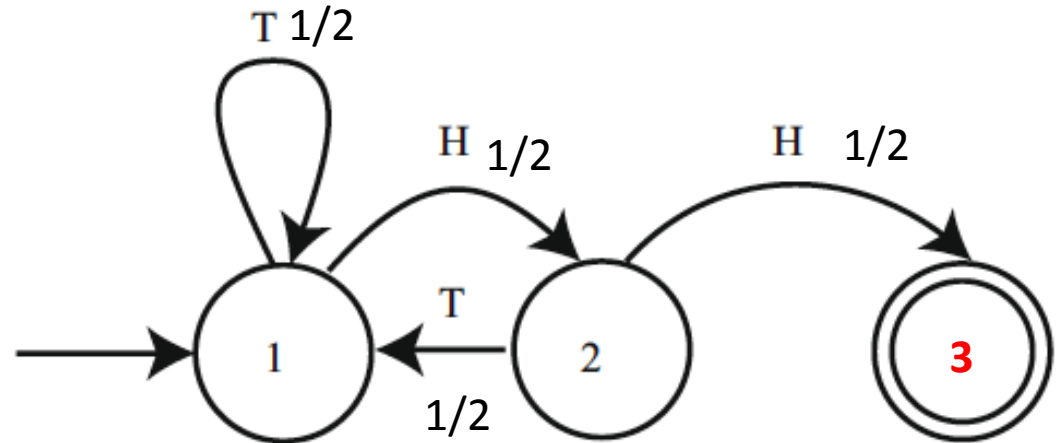
- ✱ So we can derive a recurrence relation

$$p_n = \frac{1}{2}p_{n-1} + \frac{1}{4}p_{n-2}$$

\uparrow \uparrow
P(T) P(HT)

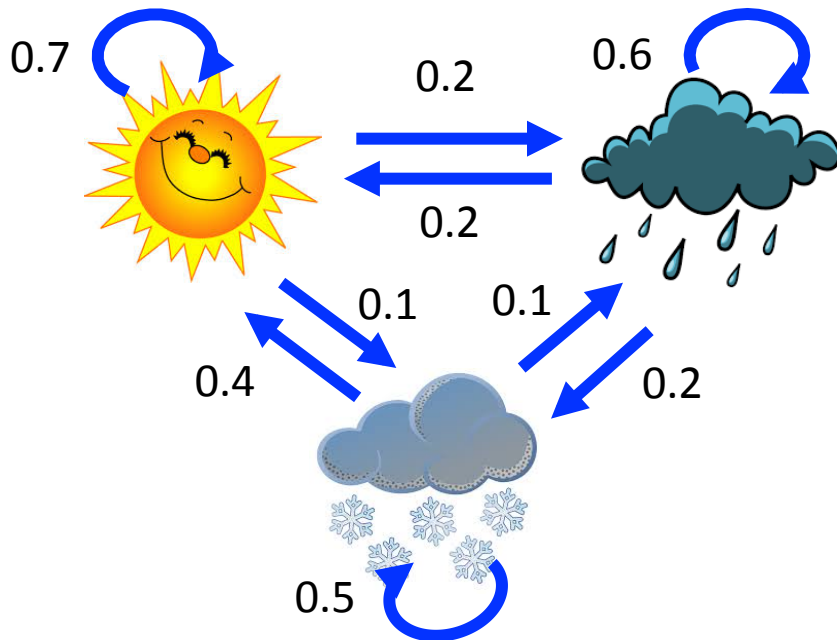


Transition probability btw states



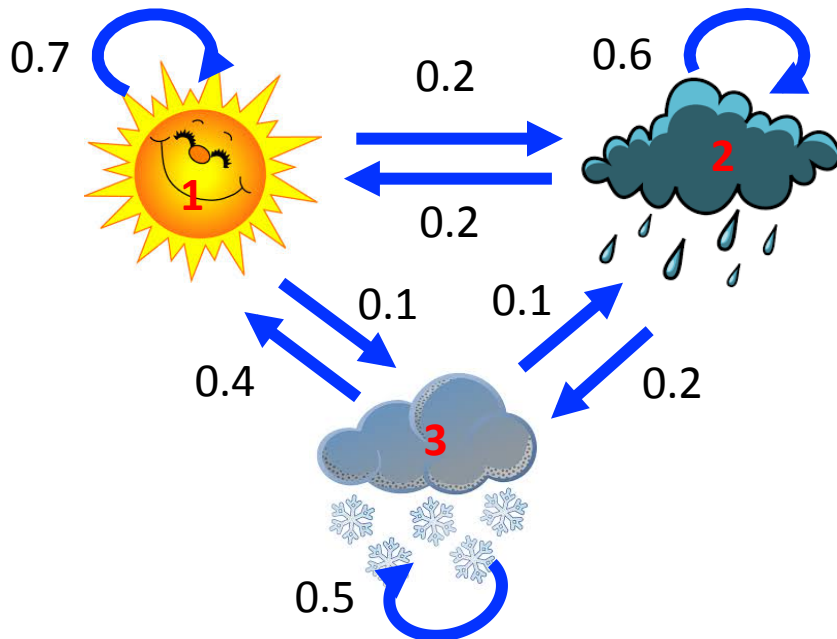
Transition probability matrix: weather model

- Let's model daily weather as one of the three states (Sunny, Rainy, and Snowy) with Markov chain that has the transition probabilities as shown here.



Transition probability matrix: weather model

- Let's model daily weather as one of the three states (Sunny, Rainy, and Snowy) with Markov chain that has the transition probabilities as shown here.



i , the current state at time point t
 j , the next state at time point $t+1$

$$P = \begin{matrix} & \begin{matrix} \text{Sunny} & \text{Rainy} & \text{Snowy} \end{matrix} \\ \begin{bmatrix} 0.7 & 0.2 & 0.1 \\ 0.2 & 0.6 & 0.2 \\ 0.4 & 0.1 & 0.5 \end{bmatrix} & \begin{matrix} \text{Sunny} \\ \text{Rainy} \\ \text{Snowy} \end{matrix} \end{matrix}$$

The transition probability matrix

Q: The transition probabilities for a node sum to 1

A. Yes.

B. No.

Only the row sum is 1, that is: the probabilities associated with outgoing arrows sum to 1.

Transition probability matrix properties

* The transition probability matrix P is a square matrix with entries p_{ij}

* Since $p_{ij} = P(X_t = j | X_{t-1} = i)$

$$p_{ij} \geq 0 \quad \text{and} \quad \sum_j p_{ij} = 1$$

$$P = \begin{array}{ccc} & \begin{array}{c} \text{Sunny} \\ \text{Rainy} \\ \text{Snowy} \end{array} & \\ \begin{array}{c} \text{Sunny} \\ \text{Rainy} \\ \text{Snowy} \end{array} & \begin{bmatrix} 0.7 & 0.2 & 0.1 \\ 0.2 & 0.6 & 0.2 \\ 0.4 & 0.1 & 0.5 \end{bmatrix} & \end{array}$$

 The transition probability matrix

Probability distributions over states

- ✱ Let $\boldsymbol{\pi}$ be a row vector containing the probability distribution over all the finite discrete states at $t=0$

$$\pi_i = P(X_0 = i)$$

- ✱ For example: if it is rainy today, and today is $t=0$, then

$$\boldsymbol{\pi} = [0 \quad 1 \quad 0]$$

- ✱ Let $\mathbf{P}^{(t)}$ be a row vector containing the probability distribution over states at time point t

$$p_i^{(t)} = P(X_t = i)$$

Propagating the probability distribution

- ✱ Propagating from $t=0$ to $t=1$,

$$\begin{aligned}P_j^{(1)} &= P(X_1 = j) \\&= \sum_i P(X_1 = j, X_0 = i) \\&= \sum_i P(X_1 = j | X_0 = i) P(X_0 = i) \\&= \sum_i p_{ij} \pi_i\end{aligned}$$

- ✱ In matrix notation,

$$\mathbf{p}^{(1)} = \boldsymbol{\pi} P$$

Probability distributions:

✱ Suppose that it is rainy, we have the initial probability distribution. $\boldsymbol{\pi} = [0 \quad 1 \quad 0]$

✱ What are the probability distributions for tomorrow and the day after tomorrow?

$$\boldsymbol{p}^{(1)} = \boldsymbol{\pi} P$$

$$\boldsymbol{p}^{(2)} = \boldsymbol{p}^{(1)} P$$

Propagating to $t = \infty$

- ✱ We have just seen that

$$\mathbf{p}^{(2)} = \mathbf{p}^{(1)} P = (\boldsymbol{\pi} P) P = \boldsymbol{\pi} P^2$$

- ✱ So in general $\mathbf{p}^{(t)} = \boldsymbol{\pi} P^t$

- ✱ If one state can be reached from any other state in the graph, the Markov chain is called **irreducible** (single chain).

- ✱ Furthermore, if it satisfies: $\lim_{t \rightarrow \infty} \boldsymbol{\pi} P^t = \mathbf{S}$

then the Markov chain is stationary and \mathbf{S} is the stationary distribution.

Stationary distribution

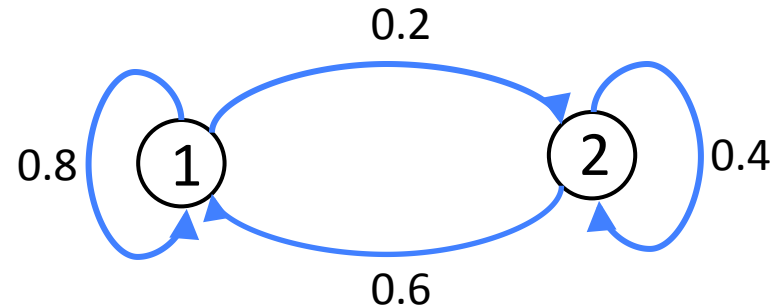
- ✱ The stationary distribution \mathbf{s} has the following property: $\mathbf{s}P = \mathbf{s}$
- ✱ \mathbf{s} is a row eigenvector of \mathbf{P} with eigenvalue 1
- ✱ In the example of the weather model, regardless of the initial distribution,

$$\mathbf{S} = \lim_{t \rightarrow \infty} \boldsymbol{\pi} \begin{bmatrix} 0.7 & 0.2 & 0.1 \\ 0.2 & 0.6 & 0.2 \\ 0.4 & 0.1 & 0.5 \end{bmatrix}^t = \left[\frac{18}{37} \quad \frac{11}{37} \quad \frac{8}{37} \right]$$

Example: Up-to-date or behind model

State 1: Up-to-date

State 2: Behind



What's the transition matrix?

If I start with $\pi = [0, 1]$, what is my probability of being up-to-date eventually? $3/4$

$$P = \begin{bmatrix} 0.8 & 0.2 \\ 0.6 & 0.4 \end{bmatrix}$$

Example: Up-to-date or behind model

$$SP = S \Rightarrow (SP)^T = S^T \Rightarrow P^T S^T = S^T$$
$$(P^T - I)S^T = 0$$

$$\left(\begin{bmatrix} 0.8 & 0.6 \\ 0.2 & 0.4 \end{bmatrix} - I \right) S^T = 0$$

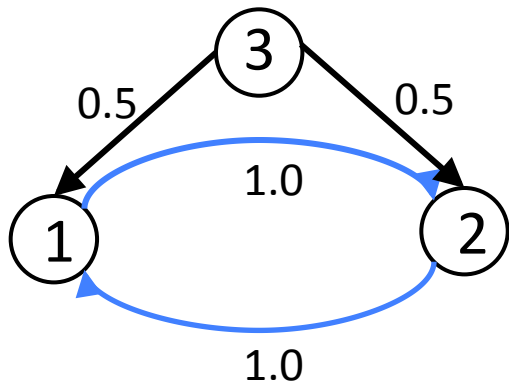
$$\text{let } S^T = u$$

$$\begin{bmatrix} -0.2 & 0.6 \\ 0.2 & -0.6 \end{bmatrix} u = 0 \quad u = \begin{bmatrix} u_1 \\ u_2 \end{bmatrix}$$

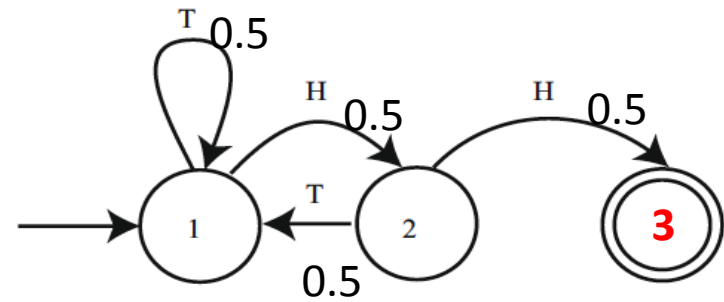
$$u_1 + u_2 = 1$$

$$\Rightarrow u_1 = \frac{3}{4} \quad u_2 = \frac{1}{4}$$

Examples of non-stationary Markov chains



Periodic

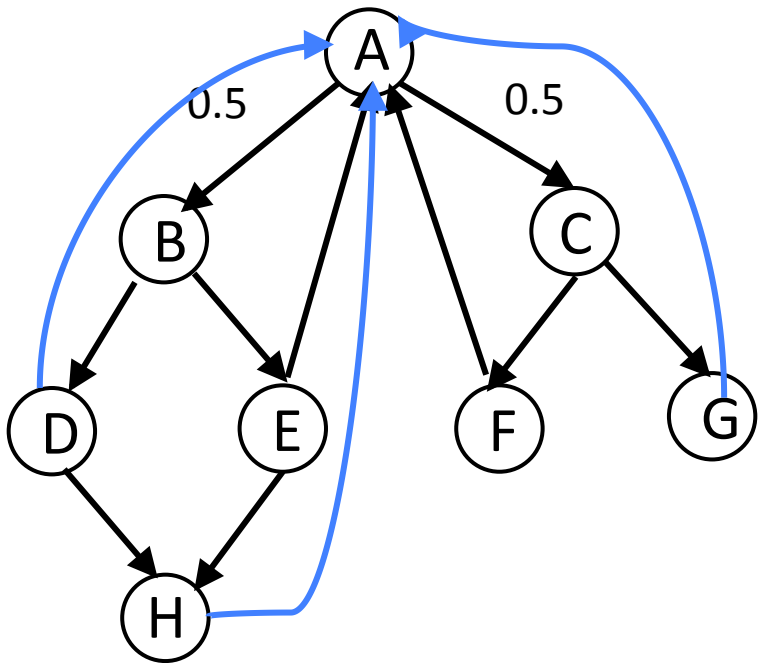


Absorbing

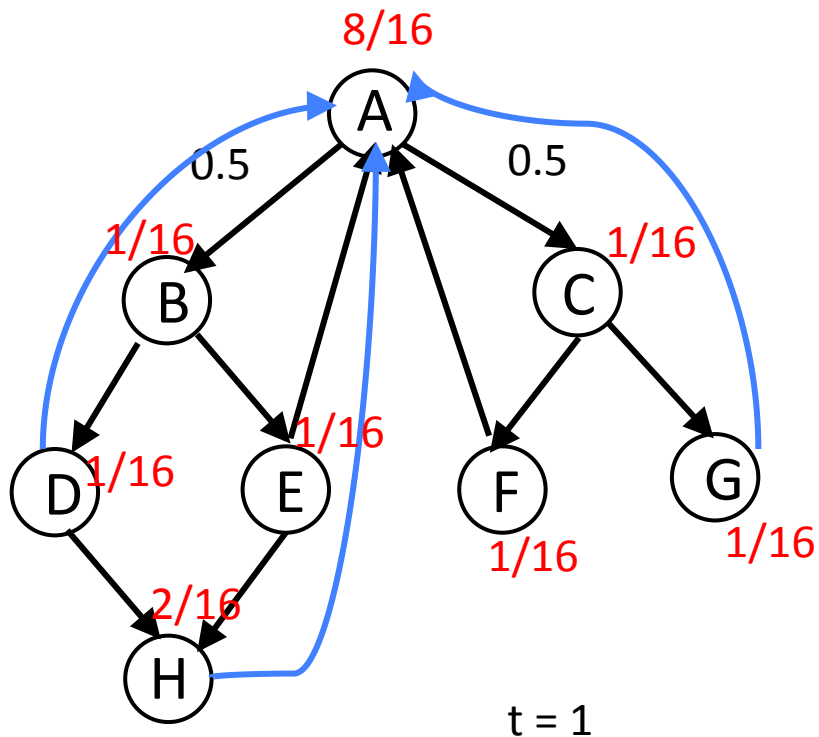
PageRank Example

- ✱ How to rate web pages objectively?
- ✱ The PageRank algorithm by Page et al. made **Google** successful
- ✱ The method utilized **Markov chain model** and applied it to the large list of webpages.
- ✱ To illustrate the point, we use a small-size example and assume a simple **stationary model**.

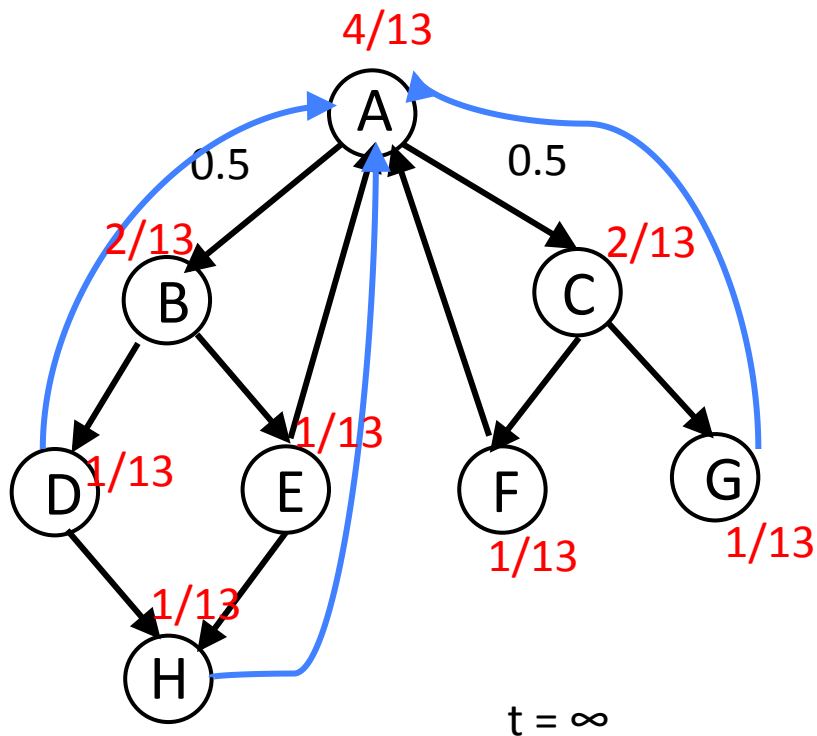
Suppose we are randomly surfing a network of webpages



Update the distribution iteratively

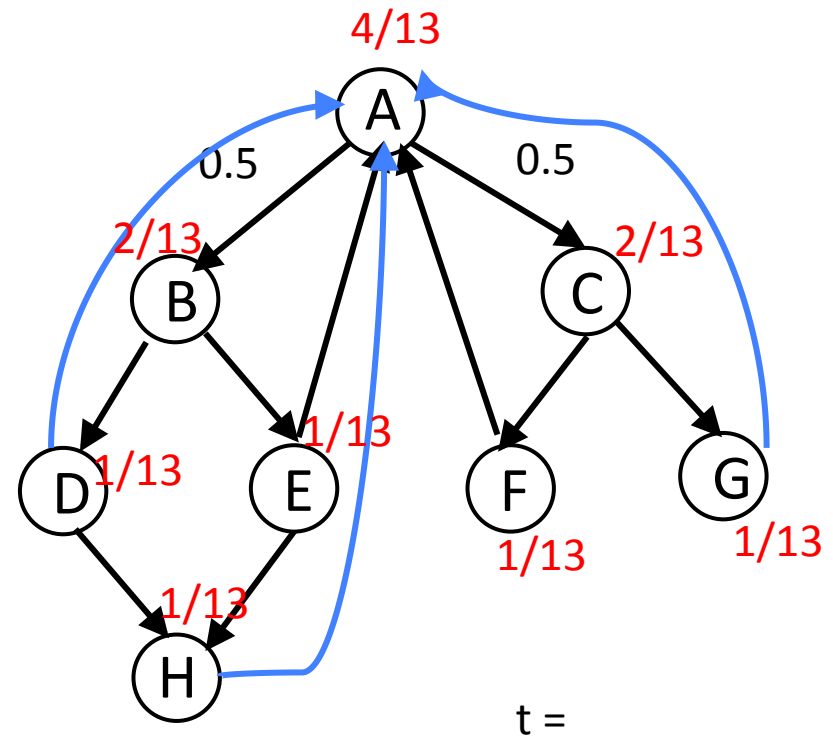


Until the stationary distribution



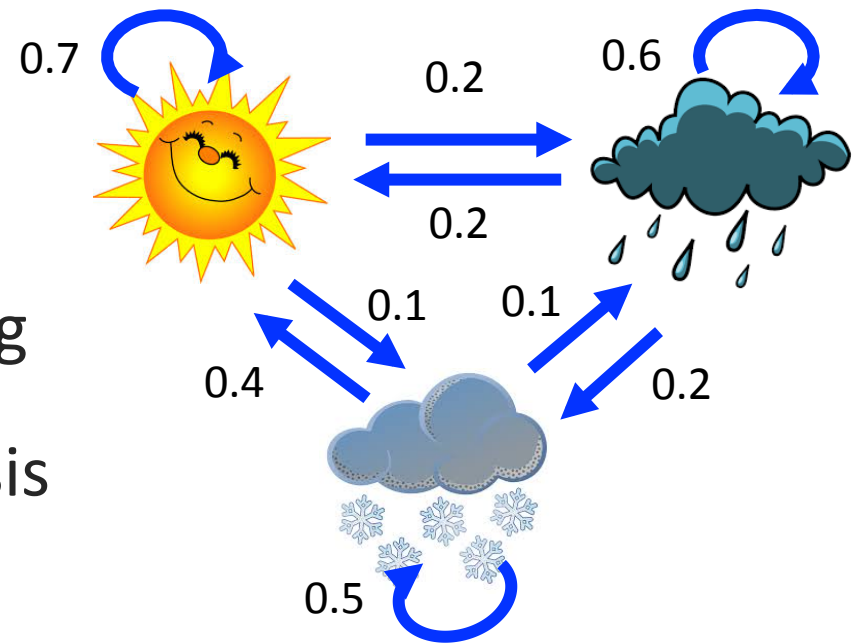
If the surfer get trapped

- ✱ Allow “teleport” with small probability from any page to another
- ✱ Or allow “teleport” with user input of URL



Diverse applications of Markov Model

- ✧ Communication network
- ✧ Queue modeling
- ✧ DNA sequence modeling
- ✧ Natural language processing
- ✧ Single-cell large data analysis
- ✧ Financial/Economic model
- ✧ Music



Final Exam

- * Time: 1:30pm-4:30pm 12/11 Fri. Central Time
- * Conflicts need to be requested 2 days ahead.
- * Duration: 3hrs
- * Content coverage: Ch1-14, except 8, details are on Compass
- * Open book and lecture notes
- * Format: 50 multiple choices

Additional References

- ✱ Robert V. Hogg, Elliot A. Tanis and Dale L. Zimmerman. “Probability and Statistical Inference”
- ✱ Kelvin Murphy, “Machine learning, A Probabilistic perspective”

Acknowledgement

*Thank
You!*

